



2018-19
Bowl Season
Preview & Fantasy
Guide



AutoNation Cure Bowl

Orlando, Florida
 Saturday, December 15, 2:30 pm ET CBSSN
 Betting Lines: Tulane -3.5 (O/U-59)
 Projected Score: Tulane 31-28

Louisiana (7-6)		Tulane (6-6)	
----------------------------	---	-------------------------	---

OFFENSE Pts/Gm--32.5 Pass/Gm--208.0 Rush/Gm--229.1	DEFENSE Pts/Gm--33.7 Pass/Gm--222.3 Rush/Gm--210.0	OFFENSE Pts/Gm--25.7 Pass/Gm--186.1 Rush/Gm--208.3	DEFENSE Pts/Gm--27.8 Pass/Gm--266.6 Rush/Gm--152.6
--	--	--	--

<p>Quarterback Andre Nunez Season Stats: 2,136 pass yds, 19 TD; 3 rush TD Nunez only had three 200-yard passing games, but threw two or more TD passes in five of thirteen games.</p> <p>Running Back Trey Ragas Season Stats: 197 att., 1,141 yds, 8 TD; 24 rec., 214 yds, 2 TD Ragas had seven 100-yard rushing games and scored in seven of thirteen games.</p> <p>Elijah Mitchell Season Stats: 139 att., 951 yds, 12 TD; 19 rec., 342 yds, 3 TD Mitchell has totaled at least 100 yards of offense six times this season and has scored in eight of Louisiana's last ten games.</p> <p>Raymond Calais Season Stats: 78 att., 713 yds, 6 TD; 6 rec., 69 yds Calais had three 100-yard rushing games, but only had ten or more rushing attempts in two of thirteen games.</p> <p>Receiver Ja'Marcus Bradley Season Stats: 38 rec., 557 yds, 10 TD Bradley had at least three receptions in eight of thirteen games and scored in seven of thirteen games.</p> <p>Ryheem Malone Season Stats: 41 rec., 466 yds, 4 TD Malone had fewer than three receptions in five of the last six games, but scored a TD in four of the last nine games.</p> <p>Jarrold Jackson Season Stats: 18 rec., 312 yds, 3 TD Jackson is one of only two receivers on the roster with a 100-yard receiving game in 2018, but he only caught five passes in the last five games</p>	<p>Quarterback Justin McMillan Season Stats: 1,159 pass yds, 9 TD; 49 att., 166 yds, 4 TD McMillan took over as the starter halfway through the season and accounted for at least two TDs in four of the last six games.</p> <p>Running Back Darius Bradwell Season Stats: 166 att., 984 yds, 9 TD; 4 rec., 13 yds Bradwell had eleven or more rushing attempts in eleven of twelve games, two 100-yard rushing games, and scored in nine of Tulane's last ten games.</p> <p>Corey Dauphine Season Stats: 116 att., 754 yards, 7 TD; Dauphine averaged 6.5 yards per carry, had three 100-yard rushing games, and had three multiple-TD games.</p> <p>Stephon Huderson Season Stats: 62 att., 255 yds Huderson only rushed for 40 or more yards three times in 2018.</p> <p>Receiver Darnell Mooney Season Stats: 47 rec., 987 yds, 8 TD Mooney had four 100-yard receiving games and caught four or more passes in eight of twelve games.</p> <p>Terren Encalade Season Stats: 39 rec., 634 yds, 4 TD Encalade has caught at least four passes in six of twelve games.</p> <p>Jabril Clewis Season Stats: 12 rec., 203 yds, TD Clewis has caught at least two passes in each of Tulane's last three games.</p>
--	--

<p>Schedule Analysis (vs. 2018 Bowl Teams)</p> <p>LA wins: ARKSt LA losses: @ MSSt, @ ALA, @ APPSt (2), @ TROY, TUL wins: MEM, @ USF TUL losses: @ WF, @ UAB, @ OSU, @ CIN, @ HOU</p>	<p style="text-align: center;">theCFFsite Picks</p> <p>Winner: Tulane Against the spread: Louisiana</p> <p>The Tulane run defense will need to show up for the Wave to pull out a win, but the points look good with the weapons that the Ragin Cajuns have on offense.</p>
---	---

<p>Bowl Game Results (Last 5 Years)</p> <p>2017 Arkansas State 31 UCF 13 2016 San Jose State 27 Georgia State 16 2015 Georgia State 27 Western Kentucky 17 2014 2013</p>	<p style="text-align: center;">Confidence Pick</p> <div style="text-align: center; border: 1px solid black; width: 40px; height: 40px; margin: 0 auto; display: flex; align-items: center; justify-content: center;">2</div> <p style="text-align: center;">Straight Up Win</p>
---	---

New Mexico Bowl

Albuquerque, New Mexico
 Saturday, December 15, 2:00 pm ET ESPN
 Betting Lines: Utah State -9 (O/U-67.5)
 Projected Score: Utah State 38-29

North Texas (9-3)		Utah State (10-2)	
------------------------------	---	------------------------------	---

OFFENSE Pts/Gm--36.4 Pass/Gm--316.3 Rush/Gm--156.6	DEFENSE Pts/Gm-- 21.8 Pass/Gm--246.1 Rush/Gm--113.4	OFFENSE Pts/Gm--47.2 Pass/Gm--288.8 Rush/Gm--203.7	DEFENSE Pts/Gm--23.0 Pass/Gm--240.1 Rush/Gm--145.1
--	---	--	--



<p><u>Quarterback</u> Mason Fine Season Stats: 3,734 pass yds, 27 TD; 2 rush TD Fine had five 300-yard passing games and threw two or more TD passes in ten of twelve games.</p> <p><u>Running Back</u> DeAndre Torrey Season Stats: 161 att., 942 yds, 14 TD; 24 rec., 201, 2 TD Torrey ended the regular season rushing for at least 130 yards in four straight games and scored twelve TDs in the last six games.</p> <p>Nic Smith Season Stats: 62 att., 315 yards, 2 TD Smith only had five or more rushing attempts in three of the last seven games of the year.</p> <p><u>Receiver</u> Rico Bussey Season Stats: 68 rec., 1,017 yds, 12 TD Bussey caught at least five passes in eight of twelve games, had six 100-yard games, and scored at least one TD in eight of twelve games.</p> <p>Jalen Guyton Season Stats: 50 rec., 702 yds, 5 TD Guyton caught four or more passes in eight of twelve games and had at least 50 yards receiving six times.</p> <p>Jaelon Darden Season Stats: 46 rec., 567 yds, 4 TD Darden had three or more receptions in nine of twelve games, but had fewer than 30 yards receiving in five of the last six.</p> <p>Michael Lawrence Season Stats: 31 rec., 426 yds, 2 TD Lawrence had at least three receptions in each of the last four games and had at least 40 yards receiving in four of the last six.</p> <p>Kelvin Smith Season Stats: 27 rec., 258 yds, TD Smith only had seven receptions in the last five games.</p>	<p><u>Quarterback</u> Jordan Love Season Stats: 3,208 pass yds, 28 TD; 41 att, 60 yds, 6 TD Love had six 300-yard passing games, threw three or more TD passes in six of twelve games, and scored a rushing TD in six of twelve games.</p> <p><u>Running Back</u> Darwin Thompson Season Stats: 132 att., 951 yds, 14 TD; 22 rec., 336 yds, 2 TD Thompson had five 100-yard rushing games, had at least eleven rush attempts in seven of the last eight games, and scored in nine of twelve games.</p> <p>Gerold Bright Season Stats: 125 att., 785 yds, 8 TD; 19 rec., 212 yds, 3 TD Bright had three 100-yard rushing games, had at least eleven rush attempts in eight of twelve games, and scored at least one TD in seven of twelve games.</p> <p><u>Receiver</u> Ron'Quavion Tarver Season Stats: 62 rec., 676 yds, 7 TD Tarver has two 100-yard receiving games, has caught at least five passes in five straight games, and has scored in five of the last eight games.</p> <p>Jalen Greene Season Stats: 38 rec., 538 yds, 5 TD Greene had at least 50 yards receiving in four of the last eight games.</p> <p>Aaren Vaughns Season Stats: 31 rec., 472 yds, 3 TD Vaughns has caught at least two passes in all but one games this season.</p> <p>Jordan Nathan Season Stats: 26 rec., 285 yds, 3 TD Nathan only had more than 40 yards receiving in one of the last ten games.</p> <p><u>Tight End</u> Dax Raymond Season Stats: 25 rec., 335 yds, 2 TD Raymond had at least two receptions in six of ten games this season.</p>
--	--

<p>Schedule Analysis (vs. 2018 Bowl Teams)</p> <p>NTX wins:</p> <p>NTX losses: LAT, @ UAB,</p> <p>USU wins: @ BYU, @ HAW,</p> <p>USU losses: @ MICHSt, @ BOI</p>	<p style="text-align: center;">theCFFsite Picks</p> <p>Winner: Utah State</p> <p>Against the spread: Utah State</p> <p>The Mean Green did not defeat one bowl eligible team this season, so we're taking the Aggies and laying the points.</p>
---	---

<p>Bowl Game Results (Last 5 Years)</p> <p>2017 Marshall 31 Colorado State 28 2016 New Mexico 23 UTSA 20 2015 Arizona 45 Nevada 37 2014 Utah State 21 UTEP 6 2013 Colorado State 48 Washington State 45</p>	<p style="text-align: center;">Confidence Pick</p> <div style="text-align: center; border: 1px solid black; width: 60px; margin: 0 auto; padding: 10px;">37</div> <p style="text-align: center;">Straight Up Win</p>
--	--

Mitsubishi Motors Las Vegas Bowl

Las Vegas, Nevada
 Saturday, December 15, 3:30 pm ET ABC
 Betting Lines: Fresno State -4.5 (O/U-51.5)
 Projected Score: Fresno State 28-24

Arizona State (7-5)		Fresno State (11-2)	
--------------------------------	---	--------------------------------	---

OFFENSE Pts/Gm--30.8 Pass/Gm--241.3 Rush/Gm--185.7	DEFENSE Pts/Gm--25.1 Pass/Gm--238.7 Rush/Gm--163.1	OFFENSE Pts/Gm--34.9 Pass/Gm--274.2 Rush/Gm--146.2	DEFENSE Pts/Gm--13.7 Pass/Gm--194.1 Rush/Gm--129.8
--	--	--	--



<p>Quarterback Manny Wilkins Season Stats: 2,896 pass yds, 19 TD; 101 att., 416 yds, 8 TD Wilkins has five multiple-passing TD games, has rushed for a TD in five of the last six games, and has accounted for three or more TDs in six of twelve games.</p> <p>Running Back Eno Benjamin Season Stats: 277 att., 1,524 yds, 15 TD; 33 rec., 247 yds, 2 TD Benjamin ranks second in the FBS in rushing attempts and third in rushing yards. He has eight 100-yard games and has rushed for at least 149 yards in four of the last five guys.</p> <p>Isaiah Floyd Season Stats: 43 att., 204 yards, TD; 4 rec., 31 yards Only three times this season has Floyd carried the ball more than five times in a game.</p> <p>Receiver N'Keal Harry Season Stats: 73 rec., 1,088 yds, 9 TD Harry had 80 yards receiving in nine of twelve games, at least five receptions in nine of twelve games, and goes into the bowl game having topped the 100-yard mark in three of the last four games. Update: Harry will not play in the bowl game after declaring for the NFL Draft.</p> <p>Kyle Williams Season Stats: 40 rec., 432 yds, TD Williams has caught three or more passes in nine of twelve games, but has only topped the 40-yard mark four times.</p> <p>Frank Darby Season Stats: 21 rec., 421 yds, 2 TD Darby has two 100-yard games, but only caught two passes over the last four weeks of the regular season.</p> <p>Brandon Aiyuk Season Stats: 24 rec., 413 yds, 3 TD Aiyuk came on late in the season, topping the 100-yard mark twice in the last four games and scored in each of the Sun Devils' last two games.</p>	<p>Quarterback Marcus McMaryion Season Stats: 3,453 pass yds, 25 TD; 67 att., 253 yds, 7 TD McMaryion has thrown for at least 250 yards in nine of the past eleven games and has thrown for two or more TDs in eight of the past thirteen.</p> <p>Running Back Ronnie Rivers Season Stats: 108 att., 531 yds, 8 TD; 22 rec., 278 yds, 3 TD Rivers has totaled more than 75 yards of offense in six of the past eight games and has scored in seven consecutive games.</p> <p>Jordan Mims Season Stats: 113 att., 436 yds, 6 TD; 21 rec., 286 yds, 2 TD Mims has rushed for 40 or more yards in six of twelve games, but he hasn't had more than ten carries in a game since the Bulldogs' seventh game of the season.</p> <p>Josh Hokit Season Stats: 73 att., 260 yds, TD</p> <p>Receiver KeeSean Johnson Season Stats: 93 rec., 1,307 yds, 8 TD Johnson caught at least six passes in twelve of thirteen games, had five 100-yard games, and had 80 receiving yards or more in nine of thirteen games.</p> <p>Jamire Jordan Season Stats: 26 rec., 420 yds, 3 TD Jordan never caught more than four passes in a game and only topped the 40-yard mark three times.</p> <p>Derrion Grim Season Stats: 19 rec., 204 yds, 2 TD Grim was more involved in the offense over the last month of the season, catching three or more passes in three of the last four games.</p> <p>Tight End Jared Rice Season Stats: 51 rec., 624 yds, 3 TD Rice caught three or more passes in twelve of thirteen games and had 40 yards or more receiving in eight of thirteen.</p>
--	---

<p>Schedule Analysis (vs. 2018 Bowl Teams) ASU wins: MICHSt, UTA, ASU losses: @ SDSt, @ WASH, STAN, @ ORE FRE wins: TOL, @ NEV, HAW, SDSt, @ BOI FRE losses: @ MIN, @ BOI</p>	<p style="text-align: center;">theCFFsite Picks</p> <p>Winner: Fresno State Against the spread: Fresno State Now that WR N'Keal Harry won't be on the field, the Fresno State defense can focus on RB Eno Benjamin.</p>
--	--

<p>Bowl Game Results (Last 5 Years) 2017 Boise State 38 Oregon 28 2016 San Diego State 34 Houston 10 2015 Utah 35 BYU 28 2014 Utah 45 Colorado State 10 2013 USC 45 Fresno State 20</p>	<p style="text-align: center;">Confidence Pick</p> <div style="text-align: center; border: 1px solid black; width: 60px; margin: 0 auto; padding: 10px;"> <p style="font-size: 2em; margin: 0;">24</p> </div> <p style="text-align: center;">Straight Up Win</p>
---	--

Raycom Media Camellia Bowl

Montgomery, Alabama
 Saturday, December 15, 2:00 pm ET ESPN
 Betting Lines: Georgia Southern -1 (O/U-48)
 Projected Score: Georgia Southern 24-23

Georgia Southern (9-3)		Eastern Michigan (7-5)	
-----------------------------------	---	-----------------------------------	---

OFFENSE Pts/Gm--31.1 Pass/Gm--82.8 Rush/Gm--260.8	DEFENSE Pts/Gm--21.6 Pass/Gm--217.6 Rush/Gm--144.2	OFFENSE Pts/Gm--27.5 Pass/Gm--228.6 Rush/Gm--149.4	DEFENSE Pts/Gm--22.0 Pass/Gm--160.0 Rush/Gm--192.9
---	--	--	--



<p>Quarterback Shai Werts Season Stats: 954 pass yds, 10 TD; 166 att., 829 yds, 13 TD</p> <p>Werts has thrown at least one TD pass in seven of twelve games, rushed for at least one TD in ten of twelve games, and accounted for at least three TDs five times. The sophomore quarterback has three 100-yard rushing games and has not thrown an INT this season.</p> <p>Running Back Wesley Fields Season Stats: 177 att., 959 yds, 9 TD; 10 rec., 237 yds, TD</p> <p>Fields finished the regular season with his second and third 100-yard rushing games of the season, leaving him 41 yards shy of 1,000. He has at least 16 carries in five of the last six games and has scored in six of his last eight games.</p> <p>Monteo Garrett Season Stats: 86 att., 478 yds, 5 TD; 3 rec., 15 yds</p> <p>Garrett has at least six rush attempts in ten of twelve games and has topped the 70-yard mark four times.</p> <p>Logan Wright Season Stats: 47 att., 308 yds, 3 TD</p> <p>Wright has carried the ball at least four times in six of twelve games and is the only running back on the roster with a 100-yard rushing game besides Wesley Fields.</p> <p>Receiver Wesley Kennedy Season Stats: 15 rec., 182 yds; 54 att., 388 yds, 3 TD</p> <p>Kennedy is the Eagles top receiving threat, but is involved in the running games, too, averaging six rush attempts per game in the last six weeks of the season.</p> <p>Darion Anderson Season Stats: 4 rec., 160 yds, 3 TD</p> <p>Anderson has not caught more than one pass in a game this season, but three have gone for scores.</p>	<p>Quarterback Tyler Wiegiers Season Stats: 1,887 pass yds, 11 TD; 66 att., 48 yds, TD</p> <p>Wiegiers passed for 150-plus yards in six of twelve games and threw a TD pass in seven of twelve games.</p> <p>Mike Glass Season Stats: 820 pass yds, 6 TD; 65 att., 391 yds, 6 TD</p> <p>Glass missed four of the last five games due to injury, but had 150-plus yards passing in three of six games and rushed for a TD in five of seven.</p> <p>Running Back Shaq Vann Season Stats: 135 att., 590 yds, 5 TD; 8 rec., 48 yds</p> <p>Vann did not play in the last game at Kent State, but he had at least 10 carries in seven of eleven games and scored in five of his last nine games.</p> <p>Ian Eriksen Season Stats: 73 att., 337 yds, 4 TD; 5 rec., 21 yds</p> <p>Eriksen missed five games in the middle of the season, but returned and carried the ball 32 times for 214 yards and four TDs in the final two games of the regular season.</p> <p>Willie Parker Season Stats: 42 att., 208 yds, TD; rec., 13 yds</p> <p>Breck Turner Season Stats: 45 att., 169 yds, 2 TD; 9 rec., 72 yds</p> <p>Receiver Blake Banham Season Stats: 54 rec., 714 yds, 5 TD</p> <p>Banham had three 100-yard games, had 90 or more yards receiving in five of twelve games, and caught at least five passes in six of twelve games.</p> <p>Arthur Jackson Season Stats: 43 rec., 506 yds, 3 TD</p> <p>Jackson caught five or more passes in six of twelve games and had at least 40 receiving yards in eight of twelve.</p> <p>Mathew Sexton Season Stats: 36 rec., 401 yds, 3 TD</p> <p>Sexton caught three or more passes in eight of eleven games and had 40 yards or more receiving in five of eleven games.</p> <p>Line Latu Season Stats: 22 rec., 372 yds, 3 TD</p>
---	--

<p>Schedule Analysis (vs. 2018 Bowl Teams)</p> <p>GASO wins: ARKSt, APPSt, GASO losses: @ CLEM, TROY EMU wins: @ PUR, TOL, EMU losses: @ BUF, @ SDSSt, NIU, ARMY, @ WMU</p>	<p style="text-align: center;">theCFFsite Picks</p> <p>Winner: Eastern Michigan Against the spread: Eastern Michigan</p> <p>The Eagles played in seven games decided by eight or fewer points, so we'll side with their close-game experience.</p>
---	--

<p>Bowl Game Results (Last 5 Years)</p> <p>2017 Middle Tennessee 35 Arkansas State 30 2016 Appalachian State 33 Toledo 28 2015 Appalachian State 31 Ohio 29 2014 Bowling Green 33 South Alabama 28 2013</p>	<p style="text-align: center;">Confidence Pick</p> <div style="text-align: center; border: 1px solid black; width: 60px; margin: 0 auto; padding: 10px;">3</div> <p style="text-align: center;">Straight Up Win</p>
--	---

R+L Carriers New Orleans Bowl

New Orleans, Louisiana
 Saturday, December 15, 9:00 pm ET ESPN
 Betting Lines: Appalachian State -7 (O/U-50.5)
 Projected Score: Appalachian State 29-22

Appalachian State (10-2)		Middle Tennessee (8-5)	
-------------------------------------	---	-----------------------------------	---

OFFENSE Pts/Gm--36.7 Pass/Gm--188.6 Rush/Gm--241.0	DEFENSE Pts/Gm--15.7 Pass/Gm--148.1 Rush/Gm--132.0	OFFENSE Pts/Gm--29.2 Pass/Gm--255.4 Rush/Gm--133.1	DEFENSE Pts/Gm--25.3 Pass/Gm--213.6 Rush/Gm--160.7
--	--	--	--



<p>Quarterback Zac Thomas Season Stats: 1,787 pass yds, 18 TD; 74 att., 417 yds, 8 TD</p> <p>Thomas missed most of two games with a head injury, but produced when he played. The sophomore quarterback accounted for three or more TDs in six of the nine games in which he fully played and scored a rushing TD in seven games.</p> <p>Running Back Darrynton Evans Season Stats: 148 att., 968 yds, 7 TD; 12 rec., 87 yds, TD</p> <p>Evans is on the verge of a 1,000-yard season after taking over lead-back duties following Jalin Moore's injury. Since becoming the starter, Evans has rushed for 100-plus yards in five of seven games and has scored seven TDs.</p> <p>Marcus Williams Season Stats: 101 att., 482 yds, 3 TD; 4 rec., 50 yds, TD</p> <p>Jalin Moore's injury allowed Williams to become more heavily involved in the offense. He has at least eleven carries and 50 rushing yards in five of the last six games.</p> <p>Receiver Corey Sutton Season Stats: 34 rec., 672 yds, 8 TD</p> <p>Sutton has caught at least three passes in seven of eleven games and has scored in three of the last four games heading into the bowl matchup.</p> <p>Dominique Heath Season Stats: 22 rec., 309 yds, 5 TD</p> <p>Heath only has five multiple-catch games this season, but has scored in two of the last three.</p> <p>Thomas Hennigan Season Stats: 26 rec., 282 yds</p> <p>Hennigan has nine multiple-catch games this season, but has not scored in 2018.</p> <p>Malik Williams Season Stats: 22 rec., 235 yds, 3 TD</p> <p>Tight End Collin Reed Season Stats: 10 rec., 111 yds, 3 TD</p>	<p>Quarterback Brent Stockstill Season Stats: 3,214, 28 TD; 113 att., 149 yds, 2 TD</p> <p>Stockstill has thrown two or more TD passes in seven straight games and has passed for at least 250 yards in eight of thirteen games this season.</p> <p>Running Back Chaton Mobley Season Stats: 113 att., 568 yds, 4 TD; 16 rec., 117 yds, TD</p> <p>Mobley has carried the ball at least 14 times in four of the last five games and has totaled 100 yards of offense in two of the last five games.</p> <p>Terelle West Season Stats: 61 att., 288 yds, TD; 20 rec., 171 yds</p> <p>West only had 16 rushing attempts in the last five games, but did have 16 receptions in the last six games.</p> <p>Tavares Thomas Season Stats: 74 att., 226 yds, 5 TD; 34 rec., 232 yds, 4 TD</p> <p>Thomas only had 13 rushing attempts over the last five games of the season, but caught 19 passes during that stretch.</p> <p>Receiver Ty Lee Season Stats: 67 rec., 828 yds, 7 TD</p> <p>Lee caught five or more passes in nine of thirteen games, had 60 yards or more receiving in nine of the last ten games, and scored in six of the last seven games</p> <p>Patrick Smith Season Stats: 54 rec., 526 yds, 6 TD</p> <p>Smith caught four or more passes in eight of thirteen games and had 40 yards or more receiving in six of thirteen.</p> <p>Gatlin Casey Season Stats: 34 rec., 399 yds, 3 TD</p> <p>Casey had two or more receptions in seven of eleven games and had 50 or more yards receiving in four of the last nine games.</p>
---	--

<p>Schedule Analysis (vs. 2018 Bowl Teams)</p> <p>APP wins: @ ARKSt, LA (2), TROY, APP losses: @ PENNSSt, @ GaSo</p> <p>MTSU wins: @ MAR, UAB MTSU losses: VAN, @ UGA, @ KEN, UAB</p>	<p style="text-align: center;">theCFFsite Picks</p> <p>Winner: Middle Tennessee</p> <p>Against the spread: Middle Tennessee</p> <p>Had Scott Satterfield not left for Louisville, we would have taken the Mountaineers, but his absence could be the difference in this matchup.</p>
--	---

<p>Bowl Game Results (Last 5 Years)</p> <p>2017 Troy 50 North Texas 30 2016 Southern Miss 28 Louisiana 21 2015 Louisiana Tech 47 Arkansas State 28 2014 Louisiana 16 Nevada 3 2013 Louisiana 24 Tulane 21</p>	<p style="text-align: center;">Confidence Pick</p> <div style="text-align: center; border: 1px solid black; width: 60px; margin: 0 auto; padding: 10px;">13</div> <p style="text-align: center;">Straight Up Win</p>
--	--

Cheribundi Tart Cherry Boca Raton Bowl

Boca Raton, Florida
 Tuesday, December 18, 7:00 pm ET ESPN
 Betting Lines: UAB -1.5 (O/U-43.5)
 Projected Score: UAB 23-21

UAB (10-3)		Northern Illinois (8-5)	
-----------------------------	---	--	---

OFFENSE Pts/Gm--29.3 Pass/Gm--191.5 Rush/Gm--208.6	DEFENSE Pts/Gm--17.3 Pass/Gm--181.3 Rush/Gm--118.3	OFFENSE Pts/Gm--20.7 Pass/Gm--153.5 Rush/Gm--171.5	DEFENSE Pts/Gm--21.5 Pass/Gm--238.2 Rush/Gm--109.7
--	--	--	--



<p>Quarterback Tyler Johnston Season Stats: 950 pass yds, 7 TD; 80 att., 331 yds, 4 TD Johnston started the CUSA Championship Game and will likely start the Boca Raton Bowl. He passed for 200 yards in three of the last five games and rushed for a score in four of the last six.</p> <p>Running Back Spencer Brown Season Stats: 247 att., 1,149 yds, 16 TD; 7 rec., 17 yds Brown carried the ball 18 times in eleven of thirteen games, scored in eleven of thirteen games, and topped the 100-yard mark six times.</p> <p>Jarrion Street Season Stats: 48 att., 275 yds, TD; 7 rec., 23 yds Street had at least 20 rushing yards in seven of the eight games in which he played.,</p> <p>Lucious Stanley Season Stats: 52 att., 274 yds, TD; 3 rec., 7 yds hsdhsahdjshd</p> <p>Receiver Xavier Ubosi Season Stats: 28 rec., 610 yds, 5 TD Ubosi caught three or more passes in four of the last five games and topped the 50-yard mark in three of the last five.</p> <p>Andre Wilson Season Stats: 30 rec., 486 yds, 5 TD Wilson caught at least two passes in nine of thirteen games and topped 30 yards receiving in nine of thirteen.</p> <p>Kailon Carter Season Stats: 22 rec., 443 yds, 2 TD Carter goes into the bowl game having topped the 40-yard mark in five straight games.</p> <p>Collin Lisa Season Stats: 29 rec., 398 yds, TD After catching ten passes in the season opener, Lisa caught 19 passes the rest of the season and topped the 40-yard mark five times in 2018.</p> <p>Tight End Donnie Lee Season Stats: 15 rec., 115 yds</p>	<p>Quarterback Marcus Childers Season Stats: 1,996 pass yds, 15 TD; 176 att., 496 yds, 6 TD Childers passed for 150 yards in five of his last ten games and rushed for at least 50 yards in each of the last four games.</p> <p>Running Back Tre Harbison Season Stats: 188 att., 985 yds, 4 TD; 7 rec., 33 yds Harbison carried the ball at least 16 times in four of the last five games and has five 100-yard games in 2018.</p> <p>Marcus Jones Season Stats: 93 att., 523 yds, 4 TD; 12 rec., 48 yds Jones has two 100-yard games and has scored in four of the last nine games.</p> <p>Jordan Nettles Season Stats: 60 rec., 215 yds; 3 rec.</p> <p>Receiver Jauan Wesley Season Stats: 49 rec., 585 yds, 2 TD Wesley has caught at least three passes in eight of thirteen games and totaled 40 or more receiving yards in seven of thirteen.</p> <p>DJ Brown Season Stats: 55 rec., 484 yds, 5 TD Brown caught four or more passes in ten of thirteen games and totaled 30 or more receiving yards in six of thirteen.</p> <p>Spencer Tears Season Stats: 34 rec., 372 yds, 4 TD Tears made a late-season surge, catching four passes in each of the last four games, topping the 70-yard mark in the last three games, and scored three TDs in the last two games.</p> <p>Patrick Carr Season Stats: hsdhsahdjshd</p> <p>Tight End Mitchell Brinkman Season Stats: 6 rec., 79 yds Brinkman did miss nine games this season, but played in the MAC Championship Game, catching three passes for 42 yards.</p>
--	---

<p>Schedule Analysis (vs. 2018 Bowl Teams) UAB wins: TULN, @ LAT, NTX, @ MTSU UAB losses: @ A&M, @ MTSU NIU wins: @ EMU, OH, @ BYU, TOL, BUF NIU losses: @ IOWA, UTA, @ WMU</p>	<p style="text-align: center;">theCFFsite Picks</p> <p>Winner: UAB Against the spread: UAB In a game that could be a defensive struggle, we'll take the team with the best offensive player on the field, RB Spencer Brown.</p>
--	--

<p>Bowl Game Results (Last 5 Years) 2017 Florida Atlantic 50 Akron 3 2016 Western Kentucky 51 Memphis 31 2015 Toledo 32 Temple 17 2014 Marshall 52 Northern Illinois 23 2013</p>	<p style="text-align: center;">Confidence Pick</p> <div style="text-align: center; border: 1px solid black; width: 60px; margin: 0 auto; padding: 10px;">21</div> <p style="text-align: center;">Straight Up Win</p>
--	--

DXL Frisco Bowl

Frisco, Texas
 Wednesday, December 19, 8:00 pm ET ESPN
 Betting Lines: Ohio -3 (O/U-55)
 Projected Score: Ohio 29-26

San Diego State (7-5)		Ohio (8-4)	
---------------------------------	---	----------------------	---

OFFENSE Pts/Gm--22.3 Pass/Gm--191.6 Rush/Gm--162.4	DEFENSE Pts/Gm--21.8 Pass/Gm--232.9 Rush/Gm--94.5	OFFENSE Pts/Gm--41.2 Pass/Gm--208.7 Rush/Gm--261.9	DEFENSE Pts/Gm--26.7 Pass/Gm--263.8 Rush/Gm--136.6
--	---	--	--



<p>Quarterback</p> <p>Christian Chapman Season Stats: 774 yds, 4 TD Chapman missed six games in the middle of the season, but returned and threw a TD pass in four consecutive games.</p> <p>Ryan Agnew Season Stats: 1,525 yds, 10 TD; 55 att., 131 yds Agnew continued to split time with Chapman over the final four weeks of the season and threw a TD pass in each of the last three games.</p> <p>Running Back</p> <p>Juwan Washington Season Stats: 180 att., 870 yds, 10 TD; 7 rec., 59 yds Washington missed four games due to an injury, but rushed for 100 yards in four of eight games and scored a TD in six of eight games.</p> <p>Chase Jasmin Season Stats: 138 att., 592 yds, 5 TD; 7 rec., 52 yds, TD Jasmin has rushed for at least 70 yards six times this season, but failed to do so in any of the Aztecs' last four games.</p> <p>Receiver</p> <p>Fred Trevillion Season Stats: 22 rec., 598 yds, 3 TD Trevillion has caught at least two passes in eight of eleven games and scored three TDs in the final two games of the regular season.</p> <p>Tim Wilson Season Stats: 19 rec., 362 yds, 3 TD Wilson is hit-or-miss, topping the 40-yard mark five times, but caught fewer than two passes, or did not play, seven times.</p> <p>Ethan Dedeaux Season Stats: 22 rec., 262 yds Dedeaux did not play in three games, but he did catch at least two passes in six of nine games.</p> <p>Tight End</p> <p>Kahale Warring Season Stats: 31 rec., 372 yds, 3 TD Warring caught at least three passes in seven of twelve games and topped the 30-yard mark five times.</p>	<p>Quarterback</p> <p>Nathan Rourke Season Stats: 2,225 pass yds, 22 TD; 125 att., 816 yds, 13 TD Rourke has accounted for at least three TDs in five of the last six games, rushed for at least 60 yards in five of the last six games, and scored a rushing TD in eight of the last ten.</p> <p>Running Back</p> <p>AJ Ouellette Season Stats: 184 att., 1,142 yds, 12 TD; 19 rec., 179 yds, 2 TD Ouellette has rushed for at least 130 yards in four of the last five games, rushed for at least 70 yards in eight of the last ten games, and scored at least one TD in eight of the last ten.</p> <p>Maleek Irons Season Stats: 126 att., 831 yds, 8 TD; 6 rec., 41 yds, TD Irons has rushed for at least 100 yards in four of his last eight games and has scored a TD in three of the last five games.</p> <p>Receiver</p> <p>Papi White Season Stats: 58 rec., 897 yds, 9 TD; TD White has caught at least five passes in seven of twelve games, topped the 80-yard mark six times, and scored in seven of twelve games.</p> <p>Andrew Meyer Season Stats: 34 rec., 445 yds, 4 TD Meyer did not play in the regular season finale, but he has caught at least three passes in eight of eleven games and has scored in four of his last seven.</p> <p>Cameron Odom Season Stats: 29 rec., 404 yds, 2 TD Odom topped the 40-yard mark in five of the first six games of the season, but failed to do so in any of the remaining six games of the regular season.</p>
--	--

<p>Schedule Analysis (vs. 2018 Bowl Teams)</p> <p>SDSt wins: AZSt, EMU, @ BOI SDSt losses: @ STAN, @ NEV, @ FRES, HAW OH wins: BUF, @ WMU OH losses: @ UVA, @ CIN, @ NIU,</p>	<p style="text-align: center;">theCFFsite Picks</p> <p>Winner: San Diego State Against the spread: San Diego State</p> <p>The Aztecs have lost three of the last four games, but we like the quality of their wins when comparing them to the Bobcats.</p>
---	--

<p>Bowl Game Results (Last 5 Years)</p> <p>2017 Louisiana Tech 51 SMU 10 2016 Tulsa 55 Central Michigan 10 2015 Western Kentucky 45 South Florida 35 2014 Memphis 55 BYU 48 2013</p>	<p style="text-align: center;">Confidence Pick</p> <div style="border: 1px solid black; width: 60px; height: 60px; margin: 0 auto; display: flex; align-items: center; justify-content: center;"> 15 </div> <p style="text-align: center;">Straight Up Win</p>
---	--

Bad Boy Mowers Gasparilla Bowl

Tampa, Florida
 Thursday, December 20, 8:00 pm ET ESPN
 Betting Lines: Marshall -2.5 (O/U-54.5)
 Projected Score: Marshall 29-26

Marshall (8-4)		South Florida (7-5)	
--------------------------	---	-------------------------------	---

OFFENSE Pts/Gm--27.4 Pass/Gm--228.7 Rush/Gm--155.8	DEFENSE Pts/Gm--22.0 Pass/Gm--231.7 Rush/Gm--103.9	OFFENSE Pts/Gm--29.2 Pass/Gm--242.1 Rush/Gm--202.1	DEFENSE Pts/Gm--31.5 Pass/Gm--197.3 Rush/Gm--244.7
--	--	--	--



<p>Quarterback Isaiah Green Season Stats: 2,238 passing, 15 TD; 40 att., 80 yds Green has passed for at least 220 yards in five of nine games and has thrown at least two TD passes in five of nine.</p> <p>Running Back Tyler King Season Stats: 108 att., 655 yds, 4 TD; 7 rec., 43 yds King had three consecutive 100-yard rushing games before missing the last five games to an injury.</p> <p>Brenden Knox Season Stats: 83 att., 485 yds, 3 TD; 6 rec., 24 yds Knox only played in the last four games of the year and rushed for at least 100 yards three times and scored in two of those games.</p> <p>Keion Davis Season Stats: 80 att., 308 yds, TD; 17 rec., 158 yds Davis rushed for at least 60 yards in three of the seven games in which he played. He missed three of the last four games.</p> <p>Anthony Anderson Season Stats: 68 att., 267 yds, 8 TD; 5 rec., 51 yds Anderson led the team with eight rushing TDs and scored in five of ten games.</p> <p>Receiver Tyre Brady Season Stats: 66 rec., 914 yds, 9 TD Brady caught at least five passes in nine of twelve games and had four 100-yard games this season.</p> <p>Obi Obialo Season Stats: 38 rec., 473 yds, 4 TD Obialo caught at least four passes in six of twelve games and topped the 40-yard mark five times.</p> <p>Marcel Williams Season Stats: 23 rec., 369 yds, TD Only twice this season did Williams catch more than two passes in a game.</p> <p>Tight End Armani Levias Season Stats: 25 rec., 327 yds, 3 TD Levias had at least 30 yards receiving in five of the last nine games of the year.</p>	<p>Quarterback Blake Barnett Season Stats: 2,493 pass yds, 11 TD; 99 att., 313 yds, 8 TD Barnett threw at least two TD passes in each of the Bulls' first three games, but has not thrown more than one TD pass in a game since. He did miss the last game against UCF with a leg injury.</p> <p>Running Back Jordan Cronkrite Season Stats: 173 att., 1,095 yds, 9 TD; 5 rec., 22 yds Cronkrite tied a school record by rushing for 100 yards in five consecutive games, but he only averaged 47.0 rushing yards per game over the last five games.</p> <p>Johnny Ford Season Stats: 104 att., 737 yds, 8 TD; 3 rec., 78 yds, TD Ford topped the 100-yard mark in three of the last six games and totaled at least 50 yards of offense in seven of the last eight games.</p> <p>Receiver Tyre McCants Season Stats: 58 rec., 607 yds, 3 TD McCants caught three or more passes in nine of twelve games and topped the 70-yard mark five times.</p> <p>Randall St. Felix Season Stats: 27 rec., 514 yds, 2 TD St. Felix caught at least three passes in four of the Bulls' first five games, but has not caught more than two passes in a game since.</p> <p>Darnell Salomon Season Stats: 25 rec., 440 yds, 4 TD Salomon had at least 40 yards receiving in six of the nine games in which he played, but he did miss the last two games.</p> <p>Ryeshene Bronson Season Stats: 25 rec., 281 yds, TD Bronson had at least 50 yards receiving in three of the last five games.</p> <p>Tight End Mitchell Wilcox Season Stats: 40 rec., 506 yds, 2 TD Wilcox had at least four receptions in six of the nine games in which he played and topped the 90-yard mark three times.</p>
---	---

<p>Schedule Analysis (vs. 2018 Bowl Teams)</p> <p>MAR wins: @ FIU MAR losses: NCSt, MTSU, @ VAT USF wins: GAT, USF losses: @ HOU, TULN, @ CIN, @ TEM, UCF</p>	<p style="text-align: center;">theCFFsite Picks</p> <p>Winner: Marshall Against the spread: Marshall</p> <p>The Bulls have lost five straight and four of their wins were by 8 points or less.</p>
---	--

<p>Bowl Game Results (Last 5 Years)</p> <p>2017 Temple 28 Florida International 3 2016 Mississippi State 17 Miami (OH) 16 2015 Marshall 16 Connecticut 10 2014 NC State 34 Central Florida 27 2013 East Carolina 37 Ohio 20</p>	<p style="text-align: center;">Confidence Pick</p> <div style="text-align: center; border: 1px solid black; width: 60px; margin: 0 auto; padding: 10px;">34</div> <p style="text-align: center;">Straight Up Win</p>
--	--

Makers Wanted Bahamas Bowl

Nassau, Bahamas
 Friday, December 21, 12:30 pm ET ESPN
 Betting Lines: Toledo -6 (O/U-68.5)
 Projected Score: Toledo 37-31

Toledo (7-5)		Florida International (8-4)	
-------------------------	---	--	---

OFFENSE Pts/Gm--41.1 Pass/Gm--224.9 Rush/Gm--223.6	DEFENSE Pts/Gm--30.2 Pass/Gm--259.0 Rush/Gm--176.0	OFFENSE Pts/Gm--34.6 Pass/Gm--250.7 Rush/Gm--171.6	DEFENSE Pts/Gm--24.7 Pass/Gm--188.3 Rush/Gm--198.4
--	--	--	--

<p>Quarterback Eli Peters Season Stats: 1,573 pass yds, 15 TD Peters has thrown two or more TD passes in a game five times this season, but only has one 300-yard game.</p> <p>Running Back Bryant Koback Season Stats: 139 att., 875 yds, 13 TD; 2 rec., 12 yds Koback ended the regular season with back-to-back 100-yard games. He has scored in six of Toledo's last eight games and has scored multiple TDs in three of the last four games.</p> <p>Art Thompkins Season Stats: 98 att., 563 yds, 6 TD; 15 rec., 139 yds Thompkins has rushed for at least 50 yards in five straight games and has scored in three of the last four games.</p> <p>Shakif Seymour Season Stats: 113 att., 526 yds, 5 TD; 12 rec., 104 yds, TD Seymour only has 35 rush attempts in the last five games.</p> <p>Receiver Diontae Johnson Season Stats: 43 rec., 663 yds, 7 TD Johnson had a receiving TD in six of Toledo's first eight games, but has not scored in the last four games. The junior receiver has only caught five or more passes three times this season.</p> <p>Jon'Vea Johnson Season Stats: 29 rec., 611 yds, 7 TD Johnson only has 29 receptions, but he was the team's best fantasy receiver over the last three weeks, scoring in all three games.</p> <p>Cody Thompson Season Stats: 43 rec., 592 yds, 10 TD Thompson leads the team with ten receiving TDs, but he has caught three or fewer passes seven times this season.</p> <p>Desmond Phillips Season Stats: 26 rec., 205 yds Phillips caught ten passes in the last two games.</p>	<p>Quarterback James Morgan Season Stats: 2727 pass yds, 26 TD; rush TD Morgan had thrown at least two TD passes in ten consecutive games before blanking in the regular season finale against Marshall.</p> <p>Running Back Napoleon Maxwell Season Stats: 121 att., 673 yds, 7 TD; 7 rec., 28 yds Maxwell only averages ten carries per game, but he has scored in three consecutive games.</p> <p>D'Vonte Price Season Stats: 88 att., 539 yds, 5 TD; 15 rec., 116 yds Price has two 100-yard games, but had fewer than ten carries in nine of twelve games.</p> <p>Shawndarrius Phillips Season Stats: 94 att., 393 yds, 4 TD 249 of Phillips' 393 rushing yards were in the first three games of the season, as were all four of his rushing TDs.</p> <p>Receiver CJ Worton Season Stats: 36 rec., 620 yds, 6 TD As the team's leading receiver, Worton has two 100-yard games and has caught three or more passes seven times.</p> <p>Austin Maloney Season Stats: 28 rec., 582 yds, 5 TD Maloney has at least three receptions in six of the last seven games and has at least 70 yards receiving in four of the last six games.</p> <p>Maurice Alexander Season Stats: 35 rec., 444 yds, 5 TD; 103 rush yds, TD Alexander has caught three or more passes in five straight games and has produced a play of 20-plus yards in six games.</p> <p>Bryce Singleton Season Stats: 28 rec., 336 yds, 2 TD Singleton has caught four or more passes in three of the last four games.</p>
---	---

<p>Schedule Analysis (vs. 2018 Bowl Teams)</p> <p>TOL wins: NEV, @ WMU TOL losses: MIA, @ FRES, @ EMU, BUF, @ NIU FIU wins: MTSU FIU losses: IND, @ MIA, MAR</p>	<p style="text-align: center;">theCFFsite Picks</p> <p>Winner: Toledo Against the spread: Florida International</p> <p>The Rockets have some playmakers on offense, but the Panthers defense could keep it close.</p>
--	---

<p>Bowl Game Results (Last 5 Years)</p> <p>2017 Ohio 41 UAB 6 2016 Old Dominion 24 Eastern Michigan 20 2015 Western Michigan 45 Middle Tennessee 31 2014 Western Kentucky 49 Central Michigan 48 2013</p>	<p style="text-align: center;">Confidence Pick</p> <div style="text-align: center; border: 1px solid black; width: 40px; height: 40px; margin: 0 auto; display: flex; align-items: center; justify-content: center;">5</div> <p style="text-align: center;">Straight Up Win</p>
--	---

Famous Idaho Potato Bowl

Boise, Idaho
 Friday, December 21, 4:00 pm ET ESPN
 Betting Lines: BYU -12 (O/U-48.5)
 Projected Score: BYU 30-18

Western Michigan (7-5)		BYU (6-6)	
----------------------------------	---	---------------------	---

OFFENSE Pts/Gm--33.2 Pass/Gm--242.6 Rush/Gm--204.6	DEFENSE Pts/Gm--33.3 Pass/Gm--209.3 Rush/Gm--168.7	OFFENSE Pts/Gm--25.4 Pass/Gm--199.6 Rush/Gm--154.9	DEFENSE Pts/Gm--21.7 Pass/Gm--195.6 Rush/Gm--129.4
--	--	--	--



<p>Quarterback Kaleb Eleby Season Stats: 917 pass yds, 4 TD; 2 rush TD Eleby took over after Jon Wassink was lost for the season with an injury. In the last four games of the regular season, the freshman threw four TD passes and ran for another two.</p> <p>Running Back LeVante Bellamy Season Stats: 190 att., 1,172 yds, 6 TD; 24 rec., 140 yds, TD Bellamy ran for 120 yards or more five times and caught at least three passes in six of twelve games.</p> <p>Jamauri Bogan Season Stats: 156 att., 702 yds, 15 TD; rec., 18 yds Bogan carried the ball at least ten times in nine of the last ten games and scored at least one TD in nine of the last ten.</p> <p>Chase Brown Season Stats: 67 att., 337 yds; 7 rec., 62 yds hsdhsahdjshd</p> <p>Receiver Jayden Reed Season Stats: 56 rec., 797 yds, 8 TD Reed has four 100-yard games and caught four or more passes in eight of twelve games.</p> <p>D'Wayne Eskridge Season Stats: 36 rec., 715 yds, 3 TD Eskridge caught six or more passes and topped 100 yards receiving in three of ten games.</p> <p>Keishawn Watson Season Stats: 20 rec., 296 yds, 2 TD Watson had 40 yards or more receiving in three of ten games.</p> <p>Drake Harris Season Stats: 27 rec., 255 yds, TD Harris had 30 yards or more receiving in four of eleven games.</p> <p>Tight End Giovanni Ricci Season Stats: 35 rec., 392 yds, 3 TD Ricci had three or more receptions in six of his last nine games.</p>	<p>Quarterback Zach Wilson Season Stats: 1,261 pass yards, 8 TD; 65 att., 198 yds, 2 TD Wilson started six games and threw for 200-plus yards three times and had three multiple-TD games.</p> <p>Running Back Lopini Katoa Season Stats: 76 att., 423 yds, 8 TD; 20 rec., 114 yds, TD Katoa totaled over 40 yards of offense in six of eleven games and rushed for 155 yards against New Mexico State in Week 12.</p> <p>Squally Canada Season Stats: 91 att., 412 yds, 5 TD; 4 rec., 40 yds Canada topped the 40-yard rushing mark in each of the Cougars' first four games, but has not reached that mark since. He missed the last two games with a concussion.</p> <p>Matt Hadley Season Stats: 72 att., 383 yds, 6 TD Hadley had at least 50 rushing yards in four of the last six games and scored in each of the last three games.</p> <p>Receiver Talon Shumway Season Stats: 20 rec., 319 yds, 3 TD Shumway caught at least three passes in five of the last seven games.</p> <p>Aleva Hifo Season Stats: 26 rec., 273 yds, TD After catching at least two passes in each of the first eight games, Hifo did not catch more than one pass in any of the last four games.</p> <p>Neil Pau'u Season Stats: 16 rec., 159 yds, TD</p> <p>Tight End Matt Bushman Season Stats: 25 rec., 459 yds, 2 TD Bushman had at least 40 receiving yards in six of the last eight games.</p> <p>Dallin Holker Season Stats: 18 rec., 215 yds, TD Holker had at least 20 receiving yards in five of the last nine games.</p>
--	---

<p>Schedule Analysis (vs. 2018 Bowl Teams) WMU wins: EMU, NIU WMU losses: SYR, @ MICH, @ TOL, OH BYU wins: @ WIS, HAW, BYU losses: Cal, @ WASH, UTSt, NIU, @ BOI, UTA</p>	<p>theCFFsite Picks</p> <p>Winner: BYU</p> <p>Against the spread: Western Michigan</p> <p>Only two opponents have score more than 30 points on the BYU defense, but they have given up 20-plus points eight times.</p>
--	---

<p>Bowl Game Results (Last 5 Years)</p> <p>2017 Wyoming 37 Central Michigan 14 2016 Idaho 61 Colorado State 50 2015 Akron 23 Utah State 21 2014 Air Force 38 Western Michigan 24 2013 San Diego State 41 Toledo 15</p>	<p>Confidence Pick</p> <div style="border: 1px solid black; padding: 10px; width: 60px; margin: 0 auto;">31</div> <p>Straight Up Win</p>
---	--

Jared Birmingham Bowl

Birmingham, Alabama
 Saturday, December 22, 12:00 pm ET ESPN
 Betting Lines: Memphis -5 (O/U-73.5)
 Projected Score: Memphis 39-34

Memphis (8-5)		Wake Forest (6-6)	
-------------------------	---	-----------------------------	---

OFFENSE Pts/Gm--43.6 Pass/Gm--248.8 Rush/Gm--285.5	DEFENSE Pts/Gm--31.5 Pass/Gm--250.8 Rush/Gm--169.5	OFFENSE Pts/Gm--32.5 Pass/Gm--228.4 Rush/Gm--214.8	DEFENSE Pts/Gm--33.3 Pass/Gm--274.0 Rush/Gm--191.3
--	--	--	--



<p>Quarterback</p> <p>Brady White Season Stats: 3,125 pass yds, 25 TD; rush TD White threw two or more TD passes in eight of thirteen games and threw for 200-plus yards in ten of thirteen games.</p> <p>Running Back</p> <p>Darrell Henderson Season Stats: 214 att., 1,909 yds, 22 TD; 19 rec., 295 yds, 3 TD Henderson had three 200-yard rushing games, topped the 130-yard mark nine times, and scored in eleven of thirteen games.</p> <p>Patrick Taylor Season Stats: 178 att., 1,012 yds, 15 TD; 16 rec., 196 yds, TD Taylor ran for 100-plus yards in five of Memphis' last eight games, has scored in six straight games, and has six multiple-TD games this season</p> <p>Tony Pollard Season Stats: 61 att., 443 yds, 5 TD; 39 rec., 458 yds, 3 TD Pollard has totaled over 50 yards of offense in nine of thirteen games and has caught three or more passes seven times.</p> <p>Receiver</p> <p>Damonte Coxie Season Stats: 66 rec., 1,104 yds, 7 TD Coxie has five 100-yard games and has caught 4 or more passes in nine of thirteen games.</p> <p>John Pop Williams Season Stats: 30 rec., 287 yds, 2 TD Williams had three or more receptions in six of thirteen games.</p> <p>Tight End</p> <p>Joey Magnifico Season Stats: 19 rec., 314 yds, 5 TD Magnifico had at least 40 receiving yards in six of the last ten games and has scored in three of his last four games.</p> <p>Sean Dykes Season Stats: 13 rec., 196 yds, 2 TD Dykes topped the 20-yard mark four times in ten games.</p>	<p>Quarterback</p> <p>Jamie Newman Season Stats: 755 pass yds, 8 TD; 41 att., 156 yds, TD Newman took over as the starter after Sam Hartman was lost to injury. The sophomore quarterback has thrown at least three TD passes in two of his last three starts and rushed for at least 40 yards in two of those games.</p> <p>Running Back</p> <p>Cade Carney Season Stats: 176 att., 954 yds, 8 TD; 3 rec., 23 yds Carney had three 100-yard games, carried the ball at least 12 times in nine of twelve games, and has scored in three of his last five games.</p> <p>Matt Colburn Season Stats: 145 att., 698 yds, 5 TD; 7 rec., 83 yds Colburn missed the last two games with an ankle injury, but had two 100-yard games this season and carried the ball at least 12 times in seven of ten games.</p> <p>Receiver</p> <p>Greg Dortch Season Stats: 89 rec., 1,078 yds, 8 TD; 209 rush yds Dortch had four 100-yard receiving games and caught six or more passes in nine of twelve games.</p> <p>Sage Surratt Season Stats: 39 rec., 568 yds, 3 TD Surratt had two 100-yard receiving games and caught at least three passes in eight of twelve games.</p> <p>Alex Bachman Season Stats: 30 rec., 370 yds, 6 TD Bachman caught three or more passes in five of his last six games and topped the 50-yard mark four times this season.</p> <p>Scotty Washington Season Stats: 18 rec., 190 yds, 3 TD Washington missed most of the first half of the season, but caught a TD pass in three of the last five games.</p> <p>Tight End</p> <p>Jack Freudenthal Season Stats: 14 rec., 192 yds, 4 TD Freudenthal did not play in three games, but scored in four of nine games.</p>
---	---

<p>Schedule Analysis (vs. 2018 Bowl Teams)</p> <p>MEM wins: HOU MEM losses: @ TULN, UCF, @ MIZ, @ UCF WF wins: @ TULN, @ NCSt, @ DUK WF losses: BC, ND, CLEM, SYR, PIT</p>	<p style="text-align: center;">theCFFsite Picks</p> <p>Winner: Memphis Against the spread: Wake Forest Wake Forest won two of their last three games with Jamie Newman at quarterback, but keeping up with the Memphis offense will be a tough task.</p>
--	---

<p>Bowl Game Results (Last 5 Years)</p> <p>2017 South Florida 38 Texas Tech 34 2016 South Florida 46 South Carolina 39 2015 Auburn 31 Memphis 10 2014 Florida 28 East Carolina 20 2013 Vanderbilt 41 Houston 24</p>	<p style="text-align: center;">Confidence Pick</p> <div style="text-align: center; border: 1px solid black; width: 40px; height: 40px; margin: 0 auto; display: flex; align-items: center; justify-content: center;">7</div> <p style="text-align: center;">Straight Up Win</p>
--	---

Lockheed Martin Armed Forces Bowl

Fort Worth, Texas
 Saturday, December 22, 3:30 pm ET ESPN
 Betting Lines: Army -3 (O/U-67.5)
 Projected Score: Army 35-32

Houston (8-4)		Army (9-2)	
--------------------------	---	-----------------------	---

OFFENSE Pts/Gm--46.4 Pass/Gm--300.9 Rush/Gm--227.7	DEFENSE Pts/Gm--34.4 Pass/Gm--291.4 Rush/Gm--197.1	OFFENSE Pts/Gm--30.8 Pass/Gm--81.4 Rush/Gm--303.0	DEFENSE Pts/Gm--18.7 Pass/Gm--194.8 Rush/Gm--106.5
--	--	---	--

<p>Quarterback Clayton Tune Season Stats: 565 pass yds, 7 TD; 22 att., 37 yds Tune was thrust into the offense after starting quarterback D'Eriq King was lost to a knee injury. The freshman quarterback threw five TD passes in the last two games of the regular season.</p> <p>Running Back Patrick Carr Season Stats: 143 att., 816 yds, 5 TD; 2 rec. Carr has carried the ball at least 12 times in eight of the last ten games, has rushed for at least 60 yards in eight of twelve games, and has scored in three of the last six games.</p> <p>Mulbah Car Season Stats: 66 att., 325 yds, 2 TD; rec, 12 yds Car has rushed for at least 20 yards in all ten games in which he appeared this season.</p> <p>Receiver Marquez Stevenson Season Stats: 67 rec., 947 yds, 9 TD; 11 att., 121 yds, 2 TD Stevenson has five 100-yard receiving games, has caught at least five passes in nine of twelve games, and scored in eight of twelve games.</p> <p>Keith Corbin Season Stats: 61 rec., 896 yds, 10 TD Corbin has caught at least three passes in seven of eleven games, topped the 60-yard mark six times, and has scored in seven of eleven games.</p> <p>Bryson Smith Season Stats: 30 rec., 285 yards, 4 TD; 18 att., 84 yds Smith has caught at least four passes in three of the last four games.</p> <p>Jeremy Singleton Season Stats: 18 rec., 265 yds, 2 TD Singleton has only caught more than one pass in a game three times in 2018.</p> <p>Tight End Romello Brooker Season Stats: 29 rec., 364 yds, 6 TD Brooker has caught at least two passes in ten of the eleven games in which he has played this season.</p>	<p><i>All notes and stats were published before the Army-Navy game</i></p> <p>Quarterback Kelvin Hopkins Season Stats: 895 pass yds, 6 TD; 179 att., 783 yds, 10 TD Hopkins carried the ball at least 16 times in eight of ten games going into the annual showdown against Navy and has three 100-yard rushing games this season, but he only accounted for multiple TDs four times.</p> <p>Running Back Darnell Woolfolk Season Stats: 194 att., 823 yds, 14 TD Woolfolk has carried the ball at least twelve times in ten consecutive games and rushed for at least 70 yards seven times.</p> <p>Connor Slomka Season Stats: 68 att., 297 yds, 4 TD Slomka has rushed for 40-plus yards four times in the last 10 games.</p> <p>Kell Walker Season Stats: 62 att., 264 yds; 9 rec., 140 yds, TD Walker has totaled 30-plus yards in five of ten games.</p> <p>Andy Davidson Season Stats: 56 att., 240 yds, 2 TD Davidson has rushed for at least 20 yards in six of the last eight games.</p> <p>Receiver Jordan Asberry Season Stats: 9 rec., 197 yds, 3 TD; 29 att., 158 yds, TD Asberry has totaled more than 30 yards of offense in seven of the last eight games.</p> <p>Christian Hayes Season Stats: 7 rec., 152 yds, TD Hsdhsahdjshd</p>
--	---

<p>Schedule Analysis (vs. 2018 Bowl Teams) HOU wins: USF, TULN HOU losses: TEM, @ MEM ARM wins: HAW, BUF, @ EMU ARM losses: @ DUK, @ OKL</p>	<p style="text-align: center;">theCFFsite Picks</p> <p>Winner: Army Against the spread: Army It's difficult to predict how Army will come out of their annual showdown against Navy, but Houston lost three of their last four and will be without QB D'Eriq King.</p>
---	---

<p>Bowl Game Results (Last 5 Years) 2017 Army 42 San Diego State 35 2016 Louisiana Tech 48 Navy 45 2015 Cal 55 Air Force 36 2014 Houston 35 Pitt 34 2013 Navy 24 Middle Tennessee 6</p>	<p style="text-align: center;">Confidence Pick</p> <div style="text-align: center; border: 1px solid black; width: 60px; margin: 0 auto; padding: 10px;"> <p style="font-size: 24px; margin: 0;">19</p> </div> <p style="text-align: center;">Straight Up Win</p>
---	---

Dollar General Bowl

Mobile, Alabama
 Saturday, December 22, 7:00 pm ET ESPN
 Betting Lines: Buffalo -2.5 (O/U-53.5)
 Projected Score: Buffalo 28-25

Troy (9-3)		Buffalo (10-3)	
----------------------	---	--------------------------	---

OFFENSE Pts/Gm--29.8 Pass/Gm--206.6 Rush/Gm--179.9	DEFENSE Pts/Gm--21.2 Pass/Gm--214.7 Rush/Gm--130.9	OFFENSE Pts/Gm--34.8 Pass/Gm--221.6 Rush/Gm--195.8	DEFENSE Pts/Gm--24.7 Pass/Gm--184.5 Rush/Gm--164.8
--	--	--	--



<p>Quarterback Sawyer Smith Season Stats: 1,349 pass yds, 10 TD; 69 att., 187 yds, TD; Smith took over as starter after Kaleb Barker suffered a season-ending knee injury, but he has played in all twelve games and has only thrown more than 1 TD pass in a game once.</p> <p>Running Back B.J. Smith Season Stats: 199 att., 1,093, 12 TD; 8 rec., 102 yds Smith has five 100-yard rushing games, has scored in eight of twelve games, and has at least 20 carries in five of the last six games.</p> <p>Jabir Daughtry-Frye Season Stats: 52 att., 369 yds, 2 TD; 21 rec., 218 yds, TD Daughtry-Frye only had 78 rushing yards in Troy's last six games.</p> <p>DK Billingsley Season Stats: 35 att., 148 yds; 2 rec., 4 yds Billingsley was the Trojans' second-most productive back over the last three games, carrying the ball 21 times during that stretch.</p> <p>Receiver Damion Willis Season Stats: 43 rec., 775 yds, 8 TD Willis missed the last two games of the regular season with an injury, but he has at least 55 receiving yards in each of the last seven games in which he has played.</p> <p>Deondre Douglas Season Stats: 44 rec., 437 yds, 7 TD Douglas missed two games, but he had at least four receptions in seven of ten games.</p> <p>Sidney Davis Season Stats: 39 rec., 337 yds, 2 TD Davis' production soared in the absence of Damion Willis, as he caught 19 passes for 148 yards over the last three games.</p>	<p>Quarterback Tyree Jackson Season Stats: 2,857 pass yds, 27 TD; 48 att., 165 yds, 7 TD Jackson has passed for at least 250 yards in six of thirteen games, has thrown three or more TD passes five times, and has rushed for a score in five of the last eight games.</p> <p>Running Back Jaret Patterson Season Stats: 168 att., 946 yds, 13 TD; 6 rec., 39 yds Patterson has three 100-yard rushing games, has carried the ball 14 or more times in seven of the last ten games, has rushed for at least 70 yards in eight of the last ten, and has scored in seven of the past eight games.</p> <p>Kevin Marks Season Stats: 170 att., 805 yds, 12 TD; 11 rec., 48 yds Marks has two 100-yard rushing games, has topped the 60-yard mark seven times, and has scored in nine of thirteen games, including each of the last four.</p> <p>Receiver Anthony Johnson Season Stats: 52 rec., 944 yds, 11 TD Johnson has three 100-yard receiving games, has caught at least four passes in eight of eleven games, and has scored eight TDs in the last six games.</p> <p>KJ Osborn Season Stats: 49 rec., 835 yds, 6 TD Osborn has caught at least three passes in ten of thirteen games and has topped the 50-yard mark in eight of thirteen games</p> <p>Charlie Jones Season Stats: 18 rec., 395 yds, 3 TD Jones has 40 receiving yards or more in six of twelve games.</p> <p>George Rushing Season Stats: 21 rec., 183 yds, 4 TD</p> <p>Tight End Tyler Mabry Season Stats: 25 rec., 213 yds, 2 TD Mabry had at least 25 receiving yards in five of ten games.</p>
--	--

<p>Schedule Analysis (vs. 2018 Bowl Teams)</p> <p>TRO wins: LA, @ GaSo TRO losses: BOI, @ APPSt BUF wins: @ TEM, EMU, @ TOL BUF losses: ARMY, @ OH, NIU</p>	<p style="text-align: center;">theCFFsite Picks</p> <p>Winner: Troy Against the spread: Troy</p> <p>After squandering a 29-10 lead in the MAC Championship Game, Buffalo was awarded a bowl game in their opponents' backyard.</p>
---	--

<p>Bowl Game Results (Last 5 Years)</p> <p>2017 Appalachian State 34 Toledo 7 2016 Troy 28 Ohio 23 2015 Georgia Southern 58 Bowling Green 27 2014 Toledo 63 Arkansas State 44 2013 Arkansas State 23 Ball State 20</p>	<p style="text-align: center;">Confidence Pick</p> <div style="text-align: center; border: 1px solid black; width: 60px; margin: 0 auto; padding: 10px;">9</div> <p style="text-align: center;">Straight Up Win</p>
---	---

Hawai'i Bowl

Honolulu, Hawaii
 Saturday, December 22, 10:30 pm ET ESPN
 Betting Lines: Hawaii -1 (O/U-58.5)
 Projected Score: Hawaii 30-29

Louisiana Tech (7-5)		Hawai'i (8-5)	
---------------------------------	---	--------------------------	---

OFFENSE Pts/Gm--24.2 Pass/Gm--246.8 Rush/Gm--126.4	DEFENSE Pts/Gm--23.8 Pass/Gm--193.6 Rush/Gm--157.3	OFFENSE Pts/Gm--32.1 Pass/Gm--321.2 Rush/Gm--113.5	DEFENSE Pts/Gm--35.4 Pass/Gm--231.2 Rush/Gm--207.5
--	--	--	--

<p>Quarterback J'Mar Smith Season Stats: 2,875 pass yds, 14 TD; 83 att., 138 yds, 2 TD Smith started the 2018 season throwing multiple TD passes in each of Tech's first four games, but he has now played eight consecutive games without throwing more than one TD pass.</p> <p>Running Back Jaqwis Dancy Season Stats: 109 att., 610 yds, 9 TD; 14 rec., 77 yds Dancy has been hit-or-miss in 2018. Four times he has rushed for at least 80 yards and five times he has failed to reach the 40-yard mark.</p> <p>Kam McKnight Season Stats: 79 att., 336 yds, 6 TD; r rec., 33 yds McKnight had a rushing TD in four consecutive games this season, but he has only scored once in the last four games and only totaled 13 rushing attempts in the last three games.</p> <p>Israel Tucker Season Stats: 85 att., 333 yds, 2 TD; 10 rec., 61 yds Tucker totaled 19 rush attempts in the last two games of the year, but he had fewer than 40 yards in five of the last six games.</p> <p>Receiver Adrian Hardy Season Stats: 69 rec., 1,052 yds, 6 TD Hardy has topped the 100-yard mark in each of the last three games, totaling 30 receptions for 395 yards and a TD over the final three weeks of the regular season.</p> <p>Teddy Veal Season Stats: 62 rec., 609 yds, TD Veal caught four or more passes nine times, but only had one TD, six fewer than he scored in 2017.</p> <p>Alfred Smith Season Stats: 28 rec., 313 yds, 2 TD Smith caught 15 passes for 228 yards and a TD in Tech's last three games, his most productive stretch of the 2018 season.</p> <p>Rhashid Bonnette Season Stats: 22 rec., 300 yds, TD Bonnette did not play in the last five games due to ankle injury.</p>	<p>Quarterback Cole McDonald Season Stats: 3,790 pass yds, 35 TD; 370 rush yds, 4 TD McDonald threw 24 TD passes and only 2 INT in the first six games of the season and 11 TD passes and 6 INT in the last six games of the season. The sophomore quarterback has seven 300-yard passing games.</p> <p>Running Back Dayton Furuta Season Stats: 90 att., 450 rush yds, 2 TD; 9 rec., 84 yds, TD Furuta had 66 rush attempts in Weeks 5-9, but only had 12 rush attempts in the last four games.</p> <p>Fred Holly Season Stats: 99 att., 411 rush yds, 4 TD; 8 rec., 77 yds Holly had at least 11 rush attempts in four of the first six games, but only had more than seven rush attempts in a game once in the last six games.</p> <p>Receiver John Ursua Season Stats: 89 rec., 1,343 yds, 16 TD Ursua had seven 100-yard games, scored in 10 of 13 games and caught at least 5 passes in all but two games.</p> <p>Cedric Byrd Season Stats: 76 rec., 939 yds, 9 TD Byrd caught at least 4 passes in 11 of 13 games and scored in 7 of 13 games.</p> <p>JoJo Ward Season Stats: 51 rec., 865 yds, 9 TD Ward finished the regular season with consecutive 100-yard games and scored in 7 of Hawai'i's last 10 games.</p> <p>Marcus Armstrong-Brown Season Stats: 43 rec., 514 yds, TD Armstrong-Brown has at least 40 yards receiving in 7 of the team's last 11 games, but has not scored since Week 3.</p> <p>Devan Stubblefield Season Stats: 13 rec., 200 yds, 2 TD Stubblefield has at least 40 yards receiving in 3 of the last 5 games.</p>
--	--

<p>Schedule Analysis (vs. 2018 Bowl Teams)</p> <p>HAW wins: @ SDSt HAW losses: @ ARMY, @ BYU, NEV, @ FRES, UTSt LAT wins: @ NTX, LAT losses: @ LSU, UAB, @ MSSt,</p>	<p style="text-align: center;">theCFFsite Picks</p> <p>Winner: Hawaii Against the spread: Hawaii Hawaii lost all five games to 2018 bowl teams and will host Louisiana Tech on their home turf.</p>
--	--

<p>Bowl Game Results (Last 5 Years)</p> <p>2017 Fresno State 33 Houston 27 2016 Hawaii 52 Middle Tennessee 35 2015 San Diego State 42 Cincinnati 7 2014 Rice 30 Fresno State 6 2013 Oregon State 38 Boise State 23</p>	<p style="text-align: center;">Confidence Pick</p> <div style="text-align: center; border: 1px solid black; width: 60px; margin: 0 auto; padding: 10px;">36</div> <p style="text-align: center;">Straight Up Win</p>
---	--



SERVPRO First Responder Bowl

Dallas, Texas

Wednesday, December 26, 1:30 pm ET ESPN

Betting Lines: Boise State -3 (O/U-55)

Projected Score: Boise State 29-26

Boston College (7-5)		Boise State (10-3)	
---------------------------------	---	-------------------------------	---

OFFENSE Pts/Gm--32.0 Pass/Gm--215.3 Rush/Gm--189.1	DEFENSE Pts/Gm--25.7 Pass/Gm--247.9 Rush/Gm--148.3	OFFENSE Pts/Gm--35.4 Pass/Gm--292.0 Rush/Gm--167.5	DEFENSE Pts/Gm--22.1 Pass/Gm--233.0 Rush/Gm--122.9
--	--	--	--



<p>Quarterback</p> <p>Anthony Brown Season Stats: 2,121 pass yds, 20 TD; 54 att., 85 yds, TD</p> <p>Brown has thrown at least one TD pass in ten of twelve games, thrown for at least 250 yards four times, and at least 150 yards eight times.</p> <p>Running Back</p> <p>AJ Dillon Season Stats: 227 att., 1,108 yds, 10 TD; 8 rec., 41 yds, TD</p> <p>Dillon missed two games due to injury, but he still had five 100-yard rushing games and scored a TD in seven of ten games this season.</p> <p>David Bailey Season Stats: 57 att., 253 yds, 2 TD</p> <p>Bailey played in five games and topped the 80-yard mark twice.</p> <p>Travis Levy Season Stats: 49 att., 215 yds, 2 TD; 19 rec., 160 yds</p> <p>Receiver</p> <p>Kobay White Season Stats: 33 rec., 526 yds, 3 TD</p> <p>White had two 100-yard rushing games and caught at least three passes in six of twelve games.</p> <p>Ben Glines Season Stats: 12 rec., 170 yds, 4 TD; 68 att., 380 yds, 3 TD</p> <p>Glines rushed for 317 yards during a three-game stretch in the middle of the season, but only had two rushing attempts in the last two games in which he played.</p> <p>Jeff Smith Season Stats: 20 rec. 387 yds, 6 TD; 19 att, 142 yds, TD</p> <p>Smith has caught two or more passes in five of twelve games and topped the 50-yard mark three times.</p> <p>Michael Walker Season Stats: 17 rec., 218 yds</p> <p>Tight End</p> <p>Tommy Sweeney Season Stats: 32 rec., 348 yds, 3 TD</p> <p>Sweeney caught at least three passes in seven of eleven games and topped the 50-yard mark four times.</p>	<p>Quarterback</p> <p>Brett Rypien Season Stats: 3,705 pass yds, 30 TD; 12 rush yds</p> <p>Rypien passed for 300-plus yards in seven of thirteen games, had eight multiple-TD passing games, and threw three or more TD passes in a game six times.</p> <p>Running Back</p> <p>Alexander Mattison Season Stats: 302 att., 1,415 yds, 17 TD; 27 rec., 173 yds</p> <p>Mattison goes into the bowl game having rushed for 200 yards in his last two games. He has six 100-yard rushing games, five multiple-TD games, and has scored in twelve of thirteen games.</p> <p>Robert Mahone Season Stats: 32 att., 128 yds; 12 rec., 86 yds</p> <p>Andrew Van Buren Season Stats: 34 att., 163 yds, 2 TD</p> <p>Receiver</p> <p>Sean Modster Season Stats: 68 rec., 978 yds, 87 TD</p> <p>Modster had three 100-yard receiving games, caught at least four passes in eleven of thirteen games, and had three multiple-TD games.</p> <p>AJ Richardson Season Stats: 54 rec., 825 yds, 8 TD</p> <p>Richardson had three 100-yard games, caught at least four passes in nine of the last eleven games, and scored in seven of thirteen games.</p> <p>CT Thomas Season Stats: 41 rec., 535 yds, 3 TD; 4 att, 45 yds</p> <p>Thomas caught three or more passes in seven of thirteen games and had at least 50 yards receiving six times.</p> <p>John Hightower Season Stats: 31 rec., 504 yds, 6 TD; 8 att., 163 yds, 2 TD</p> <p>Hightower missed three of the last four games with an injury, but totaled over 100 yards of offense in three of the Broncos' first eight games.</p> <p>Tight End</p> <p>John Bates Season Stats: 10 rec., 155 yds, TD</p>
---	---

<p>Schedule Analysis (vs. 2018 Bowl Teams)</p> <p>BC wins: @ WF, TEM, MIA, @ VAT</p> <p>BC losses: @ PUR, @ NCSt, CLEM, SYR</p> <p>BOI wins: @ TROY, @ NEV, BYU, FRES, UTSt</p> <p>BOI losses: @ OKSt, SDSSt, FRES</p>	<p style="text-align: center;">theCFFsite Picks</p> <p>Winner: Boise State</p> <p>Against the spread: Boise State</p> <p>Boston College has lost three straight games, so we'll take the team that has been more consistent in 2018.</p>
---	---

<p>Bowl Game Results (Last 5 Years)</p> <p>2017 Utah 30 West Virginia 14</p> <p>2016 Army 38 North Texas 31</p> <p>2015 Washington 44 Southern Miss 31</p> <p>2014 Louisiana Tech 35 Illinois 18</p> <p>2013 North Texas 36 UNLV 14</p>	<p style="text-align: center;">Confidence Pick</p> <div style="border: 1px solid black; width: 60px; height: 60px; margin: 0 auto; display: flex; align-items: center; justify-content: center;"> 18 </div> <p style="text-align: center;">Straight Up Win</p>
--	---

Quick Lane Bowl

Detroit, Michigan
 Wednesday, December 26, 5:15 pm ET ESPN
 Betting Lines: Georgia Tech -4 (O/U-61)
 Projected Score: Georgia Tech 32-28

Minnesota (6-6)		Georgia Tech (7-5)	
---------------------------	---	------------------------------	---

OFFENSE Pts/Gm--28.5 Pass/Gm--215.2 Rush/Gm--163.4	DEFENSE Pts/Gm--27.9 Pass/Gm--223.7 Rush/Gm--170.7	OFFENSE Pts/Gm--35.6 Pass/Gm--84.3 Rush/Gm--334.9	DEFENSE Pts/Gm--28.9 Pass/Gm--218.3 Rush/Gm--149.4
--	--	---	--



<p>Quarterback</p> <p>Tanner Morgan Season Stats: 1,269 pass yds, 9 TD; 38 att., 48 yds, TD</p> <p>Morgan took over at quarterback after Zack Annexstad was injured in the Oct. 20th game at Nebraska. Morgan helped the Gophers clinch a bowl bid with a win at Wisconsin on the final weekend.</p> <p>Zack Annexstad Season Stats: 1,277 pass yds, 9 TD</p> <p>Annexstad started the first seven games of the season, but an injury opened the door for Tanner Morgan, who will likely start the bowl game.</p> <p>Running Back</p> <p>Mohamed Ibrahim Season Stats: 171 att., 936 yds, 7 TD; 4 rec, 26 yds</p> <p>Ibrahim did not play in three games, but he still finished with four 100-yard rushing games, topped the 90-yard mark in seven of nine games, and scored a TD in five of the last six games in which he played.</p> <p>Bryce Williams Season Stats: 116 att., 500 yds, 4 TD; 4 rec., 64 yds</p> <p>Williams had four 50-yard rushing games, two of which were in the last three weeks of the season, when he scored three of his four rushing TDs</p> <p>Receiver</p> <p>Tyler Johnson Season Stats: 74 rec., 1,112 yds, 10 TD</p> <p>Johnson had six 100-yard receiving games, caught at least five passes in ten of twelve games, and caught a TD pass in six of twelve games.</p> <p>Rashod Bateman Season Stats: 49 rec., 670 yds, 6 TD</p> <p>Bateman had two 100-yard receiving games, caught at least four passes in seven of twelve games, and scored in four of the Gophers' last nine games.</p> <p>Chris Autman-Bell Season Stats: 27 rec., 408 yds</p> <p>Autman-Bell caught two or more passes in nine of eleven games and topped the 40-yard mark five times.</p> <p>Seth Green Season Stats: 2 rec., 37 yds; 71 att., 251 yds, 8 TD</p> <p>The 6-foot-4 and 240-pound receiver was used more as a runner, as he led the team with eight rushing TDs.</p>	<p>Quarterback</p> <p>TaQuon Marshall Season Stats: 824 pass yds, 5 TD; 194 att., 896 yds, 11 TD</p> <p>Marshall had four 100-yard rushing games, scored a rushing TD in seven of eleven games, and ran for two or more TDs four times.</p> <p>Tobias Oliver Season Stats: 166 pass yds, 2 TD; 143 att., 807 yds, 12 TD</p> <p>Oliver had four 100-yard rushing games and scored two or more rushing TDs in five of eleven games.</p> <p>Running Back</p> <p>Jordan Mason Season Stats: 103 att., 640 yds, 7 TD</p> <p>Mason had at least ten rushing attempts in seven of twelve games and finished with 60 or more yards rushing six times.</p> <p>Jerry Howard Season Stats: 105 att., 561 yds, 5 TD</p> <p>Howard had at least ten carries in each of Tech's last six games and topped the 50-yard rushing mark in six of twelve games this season.</p> <p>Qua Searcy Season Stats: 33 att., 348 yds, 3 TD; 8 rec., 196 yds, TD</p> <p>Searcy had at least 30 yards rushing in six of twelve games and had 25 yards or more receiving four times.</p> <p>Clinton Lynch Season Stats: 40 att., 203 yds, 2 TD; 7 rec., 209 yds, 2 TD</p> <p>Lynch had at least 20 yards rushing in five of twelve games and 25 yards or more receiving three times.</p> <p>Receiver</p> <p>Brad Stewart Season Stats: 15 rec., 268 yds, 3 TD</p> <p>Stewart did not play in two games, but he had at least one reception in eight of ten games and had at least 30 yards receiving six times.</p> <p>Jalen Camp Season Stats: 8 rec., 161 yds</p> <p>Camp had at least 20 yards receiving in four of the eight games in which he played.</p>
--	---

<p>Schedule Analysis (vs. 2018 Bowl Teams)</p> <p>MIN wins: FRES, PUR,</p> <p>MIN losses: IOWA, @ OSU, NW, @ WIS</p> <p>GAT wins: @ VAT, MIA, UVA</p> <p>GAT losses: @ USF, @ PIT, CLEM, DUKE, @ UGA</p>	<p style="text-align: center;">theCFFsite Picks</p> <p>Winner: Georgia Tech</p> <p>Against the spread: Georgia Tech</p> <p>Georgia Tech head coach Paul Johnson will take the field for the last time as a head coach, so we're expecting the Yellow Jackets to have some extra motivation.</p>
---	--

<p>Bowl Game Results (Last 5 Years)</p> <p>2017 Duke 36 Northern Illinois 14</p> <p>2016 Boston College 33 Maryland 30</p> <p>2015 Minnesota 21 Central Michigan 14</p> <p>2014 Rutgers 40 North Carolina 21</p> <p>2013</p>	<p style="text-align: center;">Confidence Pick</p> <div style="text-align: center; border: 1px solid black; width: 60px; margin: 0 auto; padding: 10px;">17</div> <p style="text-align: center;">Straight Up Win</p>
---	--

Cheez-It Bowl

Phoenix, Arizona
 Wednesday, December 26, 9:00 pm ET ESPN
 Betting Lines: PICK (O/U-40.5)
 Projected Score: 20-20

California (7-5)		TCU (6-6)	
----------------------------	---	---------------------	---

OFFENSE Pts/Gm--22.8 Pass/Gm--188.1 Rush/Gm--162.1	DEFENSE Pts/Gm--21.3 Pass/Gm--187.1 Rush/Gm--132.3	OFFENSE Pts/Gm--24.7 Pass/Gm--226.8 Rush/Gm--147.8	DEFENSE Pts/Gm--24.4 Pass/Gm--202.6 Rush/Gm--141.8
--	--	--	--

<p>Quarterback</p> <p>Chase Garbers Season Stats: 1,413 pass yds, 14 TD; 90 att., 398 yds, TD Garbers passed for 150 yards in five of ten games, threw at least one TD in eight of ten games, and rushed for at least 30 yards eight times.</p> <p>Brandon Mcllwain Season Stats: 763 pass yds, 2 TD; 80 att., 402 yds, 4 TD Mcllwain played significantly during a three-game stretch in the middle of the season and the Bears went 0-3 in those games.</p> <p>Running Back</p> <p>Patrick Laird Season Stats: 216 att att., 932 yds, 5 TD; 50 rec., 291 yds, 4 TD Laird only had two 100-yard rushing games, but he topped the 80-yard mark six times and caught four or more passes in eight of twelve games.</p> <p>Receiver</p> <p>Vic Wharton Season Stats: 50 rec., 502 yds, TD Wharton caught four or more passes in nine of twelve games, but only topped the 50-yard mark three times.</p> <p>Kanawai Noa Season Stats: 28 rec., 326 yds, 2 TD Noa caught at least three passes in six of his first seven games of the season, but did not play in the last four games.</p> <p>Maurice Ways Season Stats: 31 rec., 346 yds, TD Ways caught at least three passes in three of Cal's last four games and had 39 yards or more in those three games.</p> <p>Jordan Duncan Season Stats: 19 rec., 234 yds, 4 TD Duncan had at least 30 yards receiving in four of the first five games of the season, missed the following six games, but returned to catch five passes for 59 yards and a TD in the last game of the season.</p> <p>Tight End</p> <p>Ian Bunting Season Stats: 17 rec., 191 yds</p>	<p>Quarterback</p> <p>Michael Collins Season Stats: 1,059 yds, 6 TD; 38 att., 111 yds, 3 TD Collins had 200 passing yards and a TD pass in three consecutive games before missing the last game of the season with a foot injury.</p> <p>Grayson Muehlstein Season Stats: 328 yds, 3 TD; 26 att., 63 yds Muehlstein led the Horned Frogs to a win in the regular season finale against Oklahoma State to make them bowl eligible.</p> <p>Running Back</p> <p>Darius Anderson Season Stats: 124 att., 598 yds, 3 TD; 7 rec., 19 yds Anderson had at least 40 rushing yards in six of eleven games, but missed the finale against Oklahoma State with an injury.</p> <p>Sewo Olonilua Season Stats: 103 att, 441 yds, TD; 14 rec., 85 rec., Olonilua totaled 40 yards or more in six of twelve games this season.</p> <p>Emari Demercadoi Season Stats: 44 att., 173 yds; 5 rec., 8 yds Demercadoi had 22 rushing attempts in the last two games of the season.</p> <p>Receiver</p> <p>Jalen Reagor Season Stats: 72 rec., 1,061 yds, 9 TD; 161 rush yds, 2 TD Reagor set a school record by catching a TD pass in seven straight games and scored in nine of twelve games this season. Reagor also added two rushing TDs in the last two weeks and caught four or more passes ten times.</p> <p>Taye Barber Season Stats: 30 rec., 300 yds, 2 TD Barber caught two or more passes in ten of twelve games, but only topped the 40-yard mark one time.</p> <p>Jarrison Stewart Season Stats: 21 rec., 182 yds Stewart had at least 30 yards receiving in three of his last six games, but missed the last three games.</p>
---	--

<p>Schedule Analysis (vs. 2018 Bowl Teams)</p> <p>TCU wins: ISU, @ BAY, OKSt TCU losses: OHIOSt, @ TEX, OKL, @ WVU CAL wins: @ BYU, WASH, CAL losses: ORE, WAST, STAN</p>	<p style="text-align: center;">theCFFsite Picks</p> <p>Winner: Cal Against the spread: Cal</p> <p>The Horned Frogs could be starting their No.3 quarterback, so for no other reason, Cal gets the nod.</p>
---	--

<p>Bowl Game Results (Last 5 Years)</p> <p>2017 Kansas State 35 UCLA 17 2016 Baylor 31 Boise State 12 2015 West Virginia 43 Arizona State 42 2014 Oklahoma State 30 Washington 22 2013 Kansas State 31 Michigan 14</p>	<p style="text-align: center;">Confidence Pick</p> <div style="text-align: center; border: 1px solid black; width: 60px; height: 60px; margin: 0 auto; display: flex; align-items: center; justify-content: center;"> 1 </div> <p style="text-align: center;">Straight Up Win</p>
---	---

Walk-On's Independence Bowl

Shreveport, Louisiana
 Thursday, December 27, 1:30 pm ET ESPN
 Betting Lines: Temple -3 (O/U-56.5)
 Projected Score: Temple 30-27

Temple (8-4)		Duke (7-5)	
------------------------	---	----------------------	---

OFFENSE Pts/Gm--35.6 Pass/Gm--255.8 Rush/Gm--164.5	DEFENSE Pts/Gm--24.7 Pass/Gm--166.3 Rush/Gm--190.3	OFFENSE Pts/Gm--27.2 Pass/Gm--229.9 Rush/Gm--162.7	DEFENSE Pts/Gm--27.4 Pass/Gm--197.1 Rush/Gm--222.3
--	--	--	--

<p>Quarterback</p> <p>Anthony Russo Season Stats: 2,335 pass yds, 13 TD; 36 att., 51 yds, 2 TD</p> <p>Russo missed the regular season finale with a foot injury, but had at least 250 yards passing in five of the last seven games and threw at least three TD passes in three of the last six.</p> <p>Frank Nutile Season Stats: 585 pass yds, 4 TD</p> <p>Nutile started the season finale at UConn with Russo hurt.</p> <p>Running Back</p> <p>Ryquell Armstead Season Stats: 210 att., 1,098 yds, 13 TD; 8 rec., 52 yds</p> <p>Armstead had at least 20 carries in seven of the last eight games in which he played and totaled six 100-yard rushing games this season, but ten of his thirteen rushing TDs were scored in two games.</p> <p>Rob Ritrovato Season Stats: 61 att., 255 yds, 3 TD; 7 rec., 51 yds</p> <p>Ritrovato had at least 30 rushing yards in four of eleven games.</p> <p>Jager Gardner Season Stats: 58 att, 219 yds, TD</p> <p>Gardner had at least 50 rushing yards in three of his last four games.</p> <p>Receiver</p> <p>Ventell Bryant Season Stats: 47 rec., 659 yds, 3 TD</p> <p>Bryant had two 100-yard receiving games, caught four or more passes in six of twelve games, and had at least 50 yards receiving in five of the last six games.</p> <p>Branden Mack Season Stats: 41 rec., 556 yds, 5 TD</p> <p>Mack caught three or more passes in nine of eleven games and had at least 60 yards receiving in three of the last four games.</p> <p>Isaiah Wright Season Stats: 33 rec., 368 yds, 3 TD; 19 att., 84 yds, TD</p> <p>Wright caught three or more passes in seven of twelve games and had at least 50 yards receiving in three of the last five.</p> <p>Randle Jones Season Stats: 21 rec., 428 yds, 4 TD</p> <p>Tight End</p> <p>Kenny Yeboah Season Stats: 11 rec., 143 yds, TD</p>	<p>Quarterback</p> <p>Daniel Jones Season Stats: 2,251 yds, 17 TD; 98 att., 325 yds, 2 TD</p> <p>Jones passed for 200 yards or more in five of the last eight games, threw at least three TD passes in three of the last seven games, but failed to account for more than one TD in five of the last eight games.</p> <p>Running Back</p> <p>Deon Jackson Season Stats: 151 att., 806 yds, 7 TD; 24 rec., 246 yds, 2 TD</p> <p>Jackson had two 100-yard rushing games, scored a TD in nine of twelve games, and totaled at least 60 yards of offense in ten of twelve games.</p> <p>Brittain Brown Season Stats: 75 att., 350 yds, 2 TD; rec., 44 yds, TD</p> <p>Brown missed four of the last seven games and only has 33 rushing yards in the months of October and November combined.</p> <p>Receiver</p> <p>TJ Rahming Season Stats: 63 rec., 571 yds, 6 TD; 65 rush yds</p> <p>Rahming caught four or more passes in ten of twelve games and topped the 40-yard mark five times.</p> <p>Johnathan Lloyd Season Stats: 46 rec., 557 yds, 5 TD</p> <p>Lloyd caught four or more passes in six of twelve games and topped the 40-yard mark six times.</p> <p>Chris Taylor Season Stats: 28 rec., 363 yds, 2 TD</p> <p>Taylor caught three or more passes in four of twelve games and topped the 50-yard mark three times.</p> <p>Tight End</p> <p>Daniel Helm Season Stats: 22 rec., 248 yds, 2 TD</p> <p>Helm caught two or more passes in six of the last seven games and topped the 30-yard mark in three of the last four.</p> <p>Noah Gray Season Stats: 19 rec., 228 yds, TD</p> <p>Gray has 20 yards or more receiving in six of the nine games in which he has played.</p>
--	--

<p>Schedule Analysis (vs. 2018 Bowl Teams)</p> <p>TEM wins: CIN, HOU, USF</p> <p>TEM losses: BUF, @ BC, @ UCF</p> <p>DUK wins: ARMY, @ NW, @ BAY, @ GAT, MIA</p> <p>DUK losses: VAT, UVA, @ PIT, @ CLEM, WF</p>	<p>theCFFsite Picks</p> <p>Winner: Duke</p> <p>Against the spread: Duke</p> <p>Duke played ten 2018 bowl teams and went 5-5 in those games, and their quality of wins look better than Temple's wins.</p>
--	--

<p>Bowl Game Results (Last 5 Years)</p> <p>2017 Florida State 42 Southern Miss 13</p> <p>2016 NC State 41 Vanderbilt 17</p> <p>2015 Virginia Tech 55 Tulsa 52</p> <p>2014 South Carolina 24 Miami 21</p> <p>2013 Arizona 42 Boston College 19</p>	<p>Confidence Pick</p> <div style="border: 1px solid black; width: 60px; height: 60px; margin: 0 auto; display: flex; align-items: center; justify-content: center;"> 32 </div> <p>Straight Up Win</p>
--	--

New Era Pinstripe Bowl

Bronx, New York
 Thursday, December 27, 5:15 pm ET ESPN
 Betting Lines: Miami -3.5 (O/U-47)
 Projected Score: Miami 25-22

Miami
(7-5)



Wisconsin
(7-5)



OFFENSE

Pts/Gm--30.9
 Pass/Gm--177.3
 Rush/Gm--197.3

DEFENSE

Pts/Gm--18.2
 Pass/Gm--140.8
 Rush/Gm--127.5

OFFENSE

Pts/Gm--29.3
 Pass/Gm--164.8
 Rush/Gm--268.4

DEFENSE

Pts/Gm--24.3
 Pass/Gm--200.8
 Rush/Gm--157.9

Quarterback

N’Kosi Perry

Season Stats: 1,089 pass yds, 13 TD; 57 att., 158 yds, TD

The Hurricanes won their last two games of the regular season with Perry behind center, but the freshman quarterback did not account for a single TD in two of the last three games he started.

Running Back

Travis Homer

Season Stats: 154 att., 969 yds, 4 TD; 16 rec., 172 yds

Homer had three 100-yard rushing games, topped the 70-yard mark seven times, scored in three of the last four games, and had 20 yards or more receiving in four of the last six games.

DeeJay Dallas

Season Stats: 105 rec., 609, 6 TD; 10 rec., 85 yds

Dallas had 10 or more carries in five of twelve games, three 100-yard rushing games, and scored in four of Miami’s last five games.

Cam’Ron Davis

Season Stats: 27 att., 167 yds, 2 TD; 3 rec., 25 yds, TD

Davis carried the ball at least six times in each of the team’s final three games and scored three TDs during that stretch.

Receiver

Lawrence Cager

Season Stats: 20 rec., 352 yds, 6 TD

Cager caught at least two passes in six of twelve games and could have a bigger role with the departure of Jeff Thomas.

Mike Harley

Season Stats: 21 rec., 240 yds

Harley caught at least two passes in eight of twelve games.

Darrell Langham

Season Stats: 13 rec., 154 yds, 3 TD

Langham caught a TD pass in three of the nine games in which he played.

Tight End

Brevin Jordan

Season Stats: 30 rec., 275 yds, 4 TD

Jordan caught three or more passes in five of nine games this season, but missed two of the last three games with an ankle injury.

Quarterback

Alex Hornibrook

Season Stats: 1,532 pass yds, 13 TD

Hornibrook missed three games, but threw for 150-plus yards in six of nine games and had two or more TD passes four times.

Running Back

Jonathan Taylor

Season Stats: 280 att., 1,989 yds, 15 TD; 8 rec., 60 yds

Taylor had four 200-yard rushing games, eleven 100-yard games, five multiple TD games, and had at least 20 touches in nine of twelve games this season.

Taiwan Deal

Season Stats: 72 att., 493 yds, 5 TD; 2 rec., 10 yds

Deal had at least seven carries in seven of eleven games and topped the 40-yard mark in seven of eleven games.

Garrett Groshek

Season Stats: 62 att., 410 yds, TD; 23 rec., 153 yds, TD

Groshek had at least four rushing attempts in nine of twelve games and at least 30 rushing yards seven times.

Alec Ingold

Season Stats: 21 att., 132 yds, 5 TD; 5 rec., 93 yds, TD

Ingold only played in nine games this season, but scored in five of them.

Receiver

AJ Taylor

Season Stats: 30 rec., 508 yds, 3 TD

Taylor caught three or more passes in six of twelve games and had at least 40 yards receiving five times.

Danny Davis

Season Stats: 40 rec., 418 yds, 5 TD

Davis caught at least four passes in six of the Badgers’ last ten games, had at least 40 yards receiving five times, and caught a TD pass in three of the last four games.

Kendric Pryor

Season Stats: 22 rec., 238 yds, 2 TD

Tight End

Jake Ferguson

Season Stats: 34 rec., 441 yds, 4 TD

Ferguson caught at least two passes in all but one game and had at least 40 yards receiving in seven of twelve games.

Schedule Analysis (vs. 2018 Bowl Teams)

MIA wins: @ TOL, FIU, VAT, PIT

MIA losses: LSU, @ UVA, @ BC, DUKE, @ GAT

WIS wins: @ IOWA, @ PUR

WIS losses: BYU, @ MICH, @ NW, @ PSU, MIN

theCFFsite Picks

Winner: Wisconsin

Against the spread: Wisconsin

The Big Ten is 3-1 in this game the last four years, so we’ll take Jonathan Taylor and the Badgers’ running game and hope for some cold weather in the Bronx.

Bowl Game Results (Last 5 Years)

2017 Iowa 27 Boston College 20

2016 Northwestern 31 Pitt 24

2015 Duke 44 Indiana 41 (OT)

2014 Penn State 31 Boston College 30 (OT)

2013 Notre Dame 29 Rutgers 16

Confidence Pick

8

Straight Up Win

Academy Sports & Outdoors Texas Bowl

Houston, Texas
 Thursday, December 27, 9:00 pm ET ESPN
 Betting Lines: Vanderbilt -4.5 (O/U-55)
 Projected Score: Vanderbilt 30-25

Baylor (6-6)		Vanderbilt (6-6)	
-------------------------	---	-----------------------------	---

OFFENSE Pts/Gm--28.3 Pass/Gm--282.2 Rush/Gm--159.5	DEFENSE Pts/Gm--31.2 Pass/Gm--238.4 Rush/Gm--174.8	OFFENSE Pts/Gm--27.7 Pass/Gm--240.2 Rush/Gm--157.6	DEFENSE Pts/Gm--25.1 Pass/Gm--232.6 Rush/Gm--187.3
--	--	--	--



<p>Quarterback Charlie Brewer Season Stats: 2,635 pass yds, 17 TD; 117 att., 266 yds, 6 TD Brewer threw two or more TD passes in six of twelve games, passed for 250 yards five times, and had at least 20 rushing yards seven times.</p> <p>Running Back John Lovett Season Stats: 100 att., 546 yds, 5 TD; 5 rec., 48 yds Lovett had three 100-yard rushing games, two of those in the last three weeks of the season.</p> <p>JaMycal Hasty Season Stats: 74 att., 376 yds, 3 TD; 26 rec., 170 yds, TD Hasty missed the last two games with a knee injury, but the only game he topped the 60-yard mark on the ground was the season opener, when he ran for 102 yards against Abilene Christian.</p> <p>Trestan Ebner Season Stats: 56 att., 323 yds; 26 rec., 239 yds Ebner totaled 50-plus yards of offense in five of twelve games and caught at least two passes eight times.</p> <p>Receiver Jalen Hurd Season Stats: 69 rec., 946 yds, 4 TD; 48 att., 209 yds, 3 TD Hurd had three 100-yard receiving games and caught four or more passes in ten of twelve games, but there is a chance he could miss the bowl game with knee injury.</p> <p>Denzel Mims Season Stats: 49 rec., 699 yds, 8 TD Mims caught at least five passes in five of eleven games, had at least 80 yards receiving five times, and caught a TD pass in seven of eleven games.</p> <p>Chris Platt Season Stats: 35 rec., 504 yds, TD Platt caught at least two passes in eleven of twelve games and had at least 40 yards receiving five times.</p> <p>Tyquan Thornton Season Stats: 17 rec., 282 yds, 3 TD Thornton had 50 yards receiving and a TD in three of ten games this season.</p>	<p>Quarterback Kyle Shurmur Season Stats: 2,844 pass yds, 23 TD Shurmur had at least 200 passing yards in seven of twelve games, threw at least two TD passes seven times, and threw three TD passes in each of Vandy's last three games.</p> <p>Running Back Ke'Shawn Vaughn Season Stats: 144 att., 1,001 yds, 10 TD; 13 rec., 170 yds, 2 TD Vaughn had at least 120 rushing yards in four of his last seven games and scored at least one TD in eight of eleven games this season.</p> <p>Khari Blasingame Season Stats: 92 att., 385 yds, 3 TD; 22 rec., 235 yds Blasingame had at least 40 rushing yards in five of twelve games, caught two or more passes in six of the last seven games, and had at least 30 receiving yards in four of the last seven.</p> <p>Jamauri Wakefield Season Stats: 78 att., 353 yds, 2 TD Wakefield had at least 30 rushing yards in five of eleven games.</p> <p>Receiver Kalija Lipscomb Season Stats: 81 rec., 886 yds, 9 TD Lipscomb caught at least eight passes in seven of twelve games, had at least 60 receiving yards nine times, and scored in seven of twelve games.</p> <p>CJ Bolar Season Stats: 31 rec., 397 yds, 2 TD Bolar caught at least two passes in nine of the last ten games and finished with at least 40 receiving yards in five of those games.</p> <p>Tight End Jared Pinkney Season Stats: 45 rec., 698 yds, 7 TD Pinkney had at least three receptions in ten of twelve games, topping the 80-yard mark five times and scoring in six of the Commodores' last ten games.</p>
---	---

<p>Schedule Analysis (vs. 2018 Bowl Teams)</p> <p>BAY wins: OKSt</p> <p>BAY losses: DUKE, @ OKL, @ TEX, @ WVU, @ ISU, TCU</p> <p>VAN wins: MTSU, NEV</p> <p>VAN losses: @ ND, SC, @ UGA, FLA, @ KEN, @ MIZ</p>	<p style="text-align: center;">theCFFsite Picks</p> <p>Winner: Vanderbilt</p> <p>Against the spread: Baylor</p> <p>The loss of WR Jalen Hurd will hurt the Baylor offense, but they should be able to keep it close if QB Charlie Brewer is on his game.</p>
---	---

<p>Bowl Game Results (Last 5 Years)</p> <p>2017 Texas 33 Missouri 16 2016 Kansas State 33 Missouri 28 2015 LSU 56 Texas Tech 27 2014 Arkansas 31 Texas 7 2013 Syracuse 21 Minnesota 17</p>	<p style="text-align: center;">Confidence Pick</p> <div style="text-align: center; border: 1px solid black; width: 40px; margin: 0 auto; padding: 10px;">4</div> <p style="text-align: center;">Straight Up Win</p>
---	---

Franklin American Mortgage Music City Bowl

Nashville, Tennessee
 Friday, December 28, 1:30 pm ET ESPN
 Betting Lines: Auburn -4.5 (O/U-54.5)
 Projected Score: Auburn 30-25

Purdue (6-6)		Auburn (7-5)	
------------------------	---	------------------------	---

OFFENSE Pts/Gm--31.9 Pass/Gm--317.8 Rush/Gm--141.2	DEFENSE Pts/Gm--27.3 Pass/Gm--164.6 Rush/Gm--276.9	OFFENSE Pts/Gm--28.3 Pass/Gm--209.5 Rush/Gm--164.1	DEFENSE Pts/Gm--19.6 Pass/Gm--222.4 Rush/Gm--140.7
--	--	--	--



<p>Quarterback David Blough Season Stats: 3,521 pass yds, 25 TD; 33 rush yds, 2 TD Blough passed for 300 yards in seven of Purdue's last ten games and threw at least three TD passes in seven of those ten games.</p> <p>Running Back DJ Knox Season Stats: 150 att., 868 yds, 8 TD; 27 rec., 180 yds, TD Knox had three 100-yard rushing games, totaled over 80 yards of offense in six of twelve games, and caught at least four passes in three of Purdue's last five games.</p> <p>Markell Jones Season Stats: 98 att., 502 yds, 5 TD; 14 rec., 96 yds, TD Jones had at least 40 rushing yards in six of twelve games and scored a TD in three of the last four games of the regular season.</p> <p>Receiver Rondale Moore Season Stats: 103 rec., 1,164 yds, 12 TD; 18 att., 203 yds, TD Moore caught at least eight passes in nine of twelve games, had seven 100-yard receiving games, and scored at least onbe TD in eight of twelve games.</p> <p>Isaac Zico Season Stats: 43 rec., 712 yds, 6 TD Zico had at least five receptions in five of the team's last nine games, had at least 60 receiving yards in seven of the last ten, and caught a TD pass in five of the last seven games.</p> <p>Terry Wright Season Stats: 28 rec., 468 yds, 5 TD Wright had at least five receptions and 99 yards receiving in two of the last four games.</p> <p>Jared Sparks Season Stats: 28 rec., 274 yds Sparks only had five receptions in the last five games of the season.</p> <p>Tight End Brycen Hopkins Season Stats: 32 rec., 564 yds, 2 TD Hopkins had two 100-yard games, caught at least three passes in seven of eleven games, and had at least 30 yards receiving eight times.</p>	<p>Quarterback Jarrett Stidham Season Stats: 2,421 pass yds, 13 TD; 3 rush TD Stidham had six 200-yard passing games and accounted for at least two TDs in four of Auburn's last eight games.</p> <p>Running Back JaTarvious Whitlow Season Stats: 143 att., 777 yds, 4 TD; 14 rec., 107 yds, TD; pass TD Whitlow had three 100-yard rushing games and scored a rushing TD in three of the team's first four games, but has not scored on the ground since.</p> <p>Kam Martin Season Stats: 92 att., 400 yds, TD; 10 rec., 64 yds Martin had at least 80 rushing yards in three of ten games in which he played, but had fewer than 20 rushing yards five times.</p> <p>Shaun Shivers Season Stats: 59 att., 338 yds, 3 TD Shivers had at least 40 rushing yards in three of the last five games of the season.</p> <p>Receiver Ryan Davis Season Stats: 64 rec., 523 yds Davis had at least four receptions in eight of twelve games and had at least 50 receiving yards five times, but has not caught TD pass this season. He is only one of two players to catch at least 47 passes this season and not score (Justin Hall-Ball State, 69 rec.).</p> <p>Darius Slayton Season Stats: 32 rec., 510 yds, 2 TD Slayton had at least 40 receiving yards in six of eleven games.</p> <p>Seth Williams Season Stats: 24 rec., 479 yds, 5 TD Williams had at least 60 receiving yards in four of the last seven games in which he played and caught five TD passes during that stretch.</p> <p>Anthony Schwartz Season Stats: 19 rec., 307 yds; 23 att., 199 yds, 4 TD Schwartz has totaled at least 30 yards in four of the last six games.</p> <p>Tight End Sal Cannella Season Stats: 11 rec., 95 yds, 3 TD</p>
---	---

<p>Schedule Analysis (vs. 2018 Bowl Teams) PUR wins: BC, OSU, IOWA PUR losses: NW, EMU, MIZ, @ MSU, @ MIN, WIS AUB wins: WASH, A&M AUB losses: LSU, @ MSSt, @ UGA, @ ALA</p>	<p>theCFFsite Picks</p> <p>Winner: Auburn</p> <p>Against the spread: Auburn</p> <p>After a loss to UCF in last year's bowl game and a 7-5 season, Auburn head coach Gus Malzahn has a lot more at stake.</p>
---	---

<p>Bowl Game Results (Last 5 Years)</p> <p>2017 Northwestern 24 Kentucky 23 2016 Tennessee 38 Nebraska 24 2015 Louisville 27 Texas A&M 21 2014 Notre Dame 31 LSU 28 2013 Mississippi 25 Georgia Tech 17</p>	<p>Confidence Pick</p> <div style="border: 1px solid black; padding: 10px; width: 60px; margin: 0 auto;">28</div> <p>Straight Up Win</p>
--	--

Camping World Bowl

Nashville, Tennessee
 Friday, December 28, 5:15 pm ET ESPN
 Betting Lines: West Virginia -7 (O/U-74)
 Projected Score: West Virginia 41-34

West Virginia (8-3)		Syracuse (9-3)	
--------------------------------	---	---------------------------	---

OFFENSE Pts/Gm--42.3 Pass/Gm--358.1 Rush/Gm--162.3	DEFENSE Pts/Gm--26.5 Pass/Gm--254.6 Rush/Gm--150.8	OFFENSE Pts/Gm--27.8 Pass/Gm--263.0 Rush/Gm--163.8	DEFENSE Pts/Gm--40.8 Pass/Gm--261.5 Rush/Gm--206.4
--	--	--	--



<p>Quarterback Will Grier Season Stats: 3,864 yds, 37 TD; 3 rush TD Grier had at least 330 passing yards in ten of eleven games this season, threw at least three TD passes nine times, and ran for a score in three of the Mountaineers' last five games.</p> <p>Running Back Kennedy McKoy Season Stats: 128 att., 729 yds, 7 TD; 16 rec., 221 yds, TD McKoy had at least 70 rushing yards in six of eleven games, totaled 100 yards of offense in three of the last four games, and scored five TDs in the last three games.</p> <p>Martell Pettaway Season Stats: 94 att., 562 yds, 6 TD; 6 rec., 61 yds, TD Pettaway had at least 50 yards of offense in each of the last four games.</p> <p>Leddie Brown Season Stats: 87 att., 433 yds, 4 TD; rec., 15 yds, TD hsdhsahdjshd</p> <p>Receiver Gary Jennings Season Stats: 54 rec., 917 yds, 13 TD Jennings had three 100-yard games, caught at least four passes in eight of eleven games, and scored in eight of eleven games.</p> <p>David Sills Season Stats: 61 rec., 896 yds, 15 TD Sills had three 100-yard games, caught a TD pass in nine of eleven games, and had five multiple-TD games.</p> <p>Marcus Simms Season Stats: 46 rec., 699 yds, 2 TD Simms had 100 yards receiving in three of WVU's first four games, but he has only averaged 38 yards per game since.</p> <p>TJ Simmons Season Stats: 22 rec., 277 yds, TD</p> <p>Tight End Trevon Wesco Season Stats: 24 rec., 352 yds, TD Wesco had at least 40 receiving yards in four of the last five games.</p>	<p>Quarterback Eric Dungey Season Stats: 2,565 pass yds, 17 TD; 167 att., 732 yds, 15 TD Dungey had six 200-yard passing games, accounted for three or more TDs six times, and had a rushing TD in nine of twelve games.</p> <p>Running Back Moe Neal Season Stats: 147 att., 827 yds, 5 TD; 12 rec., 86 yds Neal had at least ten rushing attempts in six of twelve games and finished with at least 60 yards on the ground eight times.</p> <p>Dontae Strickland Season Stats: 112 att., 560 yds, 6 TD; 15 rec., 94 yds Strickland had at least 40 rushing yards in six of the last nine games.</p> <p>Jarveon Howard Season Stats: 67 att., 311 yds, 6 TD; rec., 16 yds Howard had six rushing TDs in the last seven games.</p> <p>Receiver Jamal Custis Season Stats: 46 rec., 826 yds, 6 TD Custis caught at least three passes in nine of twelve games and topped the 60-yard mark seven times.</p> <p>Sean Riley Season Stats: 63 rec., 733 yds, 3 TD Riley caught four or more passes in ten of twelve games, had three 100-yard games, and topped the 50-yard mark seven times.</p> <p>Nykeim Johnson Season Stats: 39 rec., 555 yds, 4 TD Johnson had two 100-yard receiving games and topped the 50-yard mark five times.</p> <p>Taj Harris Season Stats: 36 rec., 510 yds, 3 TD Harris had at least 50 receiving yards in six of eight games this season.</p> <p>Tight End Ravian Pierce Season Stats: 16 rec., 105 yds, 3 TD Over the last six weeks, Pierce caught ten passes for only 49 yards.</p>
--	---

<p>Schedule Analysis (vs. 2018 Bowl Teams)</p> <p>WVU wins: BAY, @ TEX, TCU WVU losses: @ ISU, @ OKSt, OKL SYR wins: WMU, NCSt, @ WF, @ BC SYR losses: @ CLEM, @ PIT, ND</p>	<p style="text-align: center;">theCFFsite Picks</p> <p>Winner: West Virginia Against the spread: Syracuse</p> <p>The Orange only lost one game by more than seven points, a 36-3 loss to Notre Dame. We think QB Eric Dungey can keep Syracuse close, but West Virginia QB Will Grier will find a way to win it.</p>
--	--

<p>Bowl Game Results (Last 5 Years)</p> <p>2017 Oklahoma State 30 Virginia Tech 21 2016 Miami 31 West Virginia 14 2015 Baylor 49 North Carolina 38 2014 Clemson 40 Oklahoma 6 2013 Louisville 36 Miami 9</p>	<p style="text-align: center;">Confidence Pick</p> <div style="text-align: center; border: 1px solid black; padding: 10px; width: 60px; margin: 0 auto;">26</div> <p style="text-align: center;">Straight Up Win</p>
---	--

Valero Alamo Bowl

San Antonio, Texas
 Friday, December 28, 9:00 pm ET ESPN
 Betting Lines: Washington State -4.5 (O/U-54.5)
 Projected Score: Washington State 30-25

Iowa State (8-4)		Washington State (10-2)	
-----------------------------	---	------------------------------------	---

OFFENSE Pts/Gm--26.8 Pass/Gm--234.8 Rush/Gm--124.3	DEFENSE Pts/Gm--22.5 Pass/Gm--228.8 Rush/Gm--122.3	OFFENSE Pts/Gm--38.3 Pass/Gm--379.8 Rush/Gm--82.1	DEFENSE Pts/Gm--23.1 Pass/Gm--208.8 Rush/Gm--136.6
--	--	---	--

<p>Quarterback</p> <p>Brock Purdy Season Stats: 1,935 pass yds, 16 TD; 90 att., 262 yds, 3 TD</p> <p>Purdy passed for 250 yards in five of eight games, threw at least two TD passes in five of eight games, and rushed for at least 30 yards in four of eight games.</p> <p>Running Back</p> <p>David Montgomery Season Stats: 231 att., 1,092 yds; 18 rec., 102 yds</p> <p>Montgomery had six 100-yard rushing games, scored at least one TD in nine of eleven games, and had at least 20 receiving yards in three of the last four games.</p> <p>Kene Nwangwu Season Stats: 38 att., 143 yds; 2 rec., 11 yds</p> <p>Receiver</p> <p>Hakeem Butler Season Stats: 51 rec., 1,126 yds, 9 TD</p> <p>Butler had five 100-yard games, caught at least four passes in eight of twelve games, and scored in seven of twelve games.</p> <p>Tarique Milton Season Stats: 34 rec., 417 yds, TD</p> <p>Milton caught at least three passes in six of eleven games and finished three of his last seven games with at least 70 yards receiving.</p> <p>Deshaunte Jones Season Stats: 42 rec., 360 yds, 4 TD</p> <p>Jones caught at least three passes in eight of twelve games and scored a TD in four of the last eight games.</p> <p>Matthew Eaton Season Stats: 26 rec., 293 yds, 2 TD</p> <p>Eaton caught at least two passes in nine of twelve games this season.</p> <p>Tight End</p> <p>Charlie Kolar Season Stats: 11 rec., 137 yds, 3 TD</p> <p>Kolar caught a TD pass in four of the seven games in which he played.</p>	<p>Quarterback</p> <p>Gardner Minshew Season Stats: 4,477 pass yds, 36 TD; 52 att., 103 yds, 3 TD</p> <p>Minshew has thrown at least three TD passes in eight of twelve games and has thrown for 300 yards in all but one game, the regular season finale against Washington, which was played in the snow.</p> <p>Running Back</p> <p>James Williams Season Stats: 119 att., 552 yds, 12 TD; 76 rec., 560 yds, 4 TD</p> <p>Williams has rushed for at least 50 yards in seven of twelve games, has caught at least five passes in each of the Cougars' last six games, and has scored at least one TD in ten of twelve games.</p> <p>Max Borghi Season Stats: 67 att., 353 yds, 7 TD; 47 rec., 352 yds, 4 TD</p> <p>Borghi hasn't rushed for more than 50 yards in a game this season, but he averages nine touches per game and has scored in ten of twelve games.</p> <p>Receiver</p> <p>Dezmon Patmon Season Stats: 55 rec., 740 yds, 4 TD</p> <p>Patmon had three 100-yard games and caught at least four passes in eight of twelve games.</p> <p>Davontavean Martin Season Stats: 65 rec., 650 yds, 8 TD</p> <p>Martin had three 100-yard games, caught at least five passes in eight of twelve games, and scored in six of twelve games.</p> <p>Easop Winston Season Stats: 48 rec., 611 yds, 8 TD</p> <p>Winston topped the 90-yard mark four times and scored in seven of twelve games.</p> <p>Jamire Calvin Season Stats: 37 rec., 462 yds, TD</p> <p>Calvin caught at least three passes in seven different games.</p> <p>Calvin Jackson Season Stats: 25 rec., 280 yds, 2 TD</p> <p>Jackson caught at least three passes in each of Wazzu's last four games.</p>
--	---

<p>Schedule Analysis (vs. 2018 Bowl Teams)</p> <p>ISU wins: @ OKSt, WVU, BAY</p> <p>ISU losses: @ IOWA, OKL, @ TCU, @ TEX</p> <p>WSU wins: UTAH, ORE, @ STAN, CAL</p> <p>WSU losses: WASH</p>	<p style="text-align: center;">theCFFsite Picks</p> <p>Winner: Washington State</p> <p>Against the spread: Washington State</p> <p>The Cougars lost the regular season finale against Washington in the snow. They won't have to worry about the elements in San Antonio.</p>
--	--

<p>Bowl Game Results (Last 5 Years)</p> <p>2017 TCU 39 Stanford 37</p> <p>2016 Oklahoma State 38 Colorado 8</p> <p>2015 TCU 47 Oregon 41 (3OT)</p> <p>2014 UCLA 40 Kansas State 35</p> <p>2013 Oregon 30 Texas 7</p>	<p style="text-align: center;">Confidence Pick</p> <div style="text-align: center; border: 1px solid black; width: 60px; margin: 0 auto; padding: 10px;">20</div> <p style="text-align: center;">Straight Up Win</p>
---	--



Capital One Orange Bowl

Miami, Florida (National Semifinal Game)

Saturday, December 29, 8:00 pm ET ESPN

Betting Lines: Alabama -14 (O/U-79.5)

Projected Score: Alabama 47-33

Alabama (13-0)		Oklahoma (12-1)	
OFFENSE Pts/Gm--47.9 Pass/Gm--325.5 Rush/Gm--202.2	DEFENSE Pts/Gm--14.8 Pass/Gm--178.4 Rush/Gm--117.0	OFFENSE Pts/Gm--49.5 Pass/Gm--324.0 Rush/Gm--253.9	DEFENSE Pts/Gm--32.4 Pass/Gm--291.4 Rush/Gm--156.7

<p>Quarterback</p> <p>Tua Tagovailoa Season Stats: 3,353 pass yds, 37 TD; 48 att., 190 yds, 5 TD</p> <p>Tagovailoa had five 300-yard passing games, threw two or more TD passes in eleven of thirteen games, and scored a rushing TD in five of thirteen games.</p> <p>Running Back</p> <p>Damien Harris Season Stats: 126 att., 771 yds, 7 TD</p> <p>Harris had at least 50 rushing yards in ten of thirteen games and scored a rushing TD in six of the last eleven games.</p> <p>Najee Harris Season Stats: 102 att., 679 yds, 4 TD; 3 rec., 3 yds</p> <p>Harris has rushed for 50 yards or more seven times, but he scored in three of the team's first five games and has not scored since.</p> <p>Josh Jacobs Season Stats: 94 att., 595 yds, 11 TD; 15 rec., 171 yds 2 TD</p> <p>Jacobs has totaled over 60 yards of offense in four of the last six games and has scored in nine of thirteen games this season.</p> <p>Receiver</p> <p>Jerry Jeudy Season Stats: 59 rec., 1,103 yds, 12 TD</p> <p>Jeudy had four 100-yard games, caught a TD pass in eight of thirteen games, and had four multiple-TD games.</p> <p>Jaylen Waddle Season Stats: 41 rec., 803 yds, 7 TD</p> <p>Waddle had three 100-yard games and scored in each of the team's last three games.</p> <p>Henry Ruggs Season Stats: 42 rec., 724 yds, 10 TD</p> <p>Ruggs had at least 50 yards receiving in eight of thirteen games and scored in eight of thirteen.</p> <p>DeVonta Smith Season Stats: 30 rec., 524 yds, 5 TD</p> <p>Smith scored in three of the last six games in which he has played.</p> <p>Tight End</p> <p>Irv Smith Season Stats: 38 rec., 648 yds, 7 TD</p> <p>Smith caught at least three passes in eight of thirteen games and scored in seven different games</p>	<p>Quarterback</p> <p>Kyler Murray Season Stats: 4,053 pass yds, 40 TD; 123 att., 892 yds, 11 TD</p> <p>Murray had nine 300-yard passing games, threw three or more TD passes in ten of thirteen games, and had a rushing TD in eight of thirteen games.</p> <p>Running Back</p> <p>Kennedy Brooks Season Stats: 113 att., 1,021 yds, 12 TD; 7 rec., 36 yds</p> <p>Brooks had five 100-yard rushing games over the last nine weeks of the season, scoring in six of those games and scoring two or more TDs four times.</p> <p>Trey Sermon Season Stats: 155 att., 928 yds, 12 TD; 12 rec., 181 yds</p> <p>Sermon had four 100-yard rushing games and scored a rushing TD in six of the Sooners' last eight games.</p> <p>Receiver</p> <p>Marquise Brown Season Stats: 75 rec., 1,318 yds, 10 TD</p> <p>Brown had at least 130 yards receiving in six of thirteen games, caught at least five passes in ten of thirteen, and had three multiple-TD games.</p> <p>CeeDee Lamb Season Stats: 57 rec., 1,049 yds, 10 TD</p> <p>Lamb had four 100-yard games, caught at least four passes in nine of thirteen games, and scored in eight of thirteen.</p> <p>Lee Morris Season Stats: 21 rec., 457 yds, 8 TD</p> <p>Morris had at least 30 yards receiving in nine of eleven games and recorded three multiple-TD games.</p> <p>Tight End</p> <p>Grant Calcaterra Season Stats: 25 rec., 378 yds, 6 TD</p> <p>Calcaterra had at least 30 yards receiving in seven of the Sooners' last ten games and caught a TD pass in five of the last nine games.</p>
---	--

<p>Schedule Analysis (vs. 2018 Bowl Teams)</p> <p>ALA wins: ARKSt, A&M, LA, MIZ, @ LSU, MSSt, AUB, UGA</p> <p>ALA losses:</p> <p>OKL wins: @ ISU, ARMY, BAY, @ TCU, OKSt, @ WVU, TEX</p> <p>OKL losses: TEX</p>	<p style="text-align: center;">theCFFsite Picks</p> <p>Winner: Alabama</p> <p>Against the spread: Alabama</p> <p>The Sooners will score points, but will they be able to stop the Alabama offense?</p>
--	---

<p>Bowl Game Results (Last 5 Years)</p> <p>2017 Wisconsin 34 Miami 24</p> <p>2016 Florida State 33 Michigan 32</p> <p>2015 Clemson 37 Oklahoma 17</p> <p>2014 Georgia Tech 49 Mississippi State 34</p> <p>2013 Clemson 40 Ohio State 35</p>	<p style="text-align: center;">Confidence Pick</p> <div style="text-align: center; border: 1px solid black; width: 60px; margin: 0 auto; padding: 10px;">39</div> <p style="text-align: center;">Straight Up Win</p>
--	--



Goodyear Cotton Bowl

Arlington, Texas (National Semifinal Game)

Saturday, December 29, 4:00 pm ET ESPN

Betting Lines: Clemson -11 (O/U-55)

Projected Score: Clemson 33-22

Clemson (13-0)		Notre Dame (12-0)	
---------------------------	---	------------------------------	---

OFFENSE Pts/Gm--45.4 Pass/Gm--270.1 Rush/Gm--259.8	DEFENSE Pts/Gm--13.7 Pass/Gm--183.8 Rush/Gm--93.0	OFFENSE Pts/Gm--33.8 Pass/Gm--265.6 Rush/Gm--190.5	DEFENSE Pts/Gm--17.3 Pass/Gm--198 Rush/Gm--133.5
--	---	--	--

<p>Quarterback</p> <p>Trevor Lawrence Season Stats: 2,606 pass yds, 24 TD; 47 att., 144 yds, TD Lawrence passed for 250-plus yards in five of the last seven games and threw two or more TD passes in four of the last six.</p> <p>Running Back</p> <p>Travis Etienne Season Stats: 176 att., 1,463 yds, 21 TD; 10 rec., 65 yds, TD Etienne has rushed for at least 150 yards in six of thirteen games and has scored two or more TDs in eight of thirteen games.</p> <p>Tavien Feaster Season Stats: 71 att., 409 yds, 6 TD; 8 rec., 39 yds Feaster has at least five rushing attempts in five of the last six games and scored at least one TD in three of the last five.</p> <p>Adam Choice Season Stats: 68 att., 506 yds, 7 TD; rec., 3 yds Choice has rushed for 40-plus yards in six of thirteen games and has scored four TDs in the Tigers' last two games.</p> <p>Lyn-J Dixon Season Stats: 56 att., 536 yds, 5 TD; rec., 41 yds Dixon's two 100-yard games were in routes over Wake Forest and Louisville. He has four or fewer rush attempts in five of the last seven games.</p> <p>Receiver</p> <p>Tee Higgins Season Stats: 52 rec., 802 yds, 10 TD Higgins has caught four or more passes in seven of the last nine games and has scored in eight of thirteen games.</p> <p>Justyn Ross Season Stats: 34 rec., 699 yds, 6 TD Ross has at least 40 yards receiving in ten of the last eleven games and at least 70 yards receiving in six of those games.</p> <p>Amari Rodgers Season Stats: 47 rec., 519 yds, 4 TD Rodgers has caught at least four passes in eight of thirteen games, but he has only topped the 35-yard mark twice in the past seven games.</p> <p>Hunter Renfro Season Stats: 43 rec., 472 yds, TD Renfro has at least 40 yards receiving in six of thirteen games.</p>	<p>Quarterback</p> <p>Ian Book Season Stats: 2,468, 19 TD; 78 att., 250 yds, 4 TD Book has passed for at least 250 yards and two TDs in all eight games in which he has started. He has also rushed for at least 40 yards in four of those games.</p> <p>Running Back</p> <p>Dexter Williams Season Stats: 142 att., 941 yds, 12 TD; 13 rec., 104 yds, TD Williams was suspended for the first four games of the season, but still managed to rush for 100-plus yards four times and has scored at least one TD in seven of eight games.</p> <p>Tony Jones Season Stats: 83 att., 392 yds, 3 TD; 6 rec., 157 yds, TD Jones only has 27 rush attempts in the last seven games.</p> <p>Jafar Armstrong Season Stats: 71 att., 377 yds, 7 TD; 12 rec; 12 rec., 151 yds Armstrong has scored in five of the nine games in which he has played.</p> <p>Receiver</p> <p>Miles Boykin Season Stats: 54 rec. 803 yds, 8 TD Boykin has two 100-yard games, has caught at least four passes in seven of the last eight games, and has scored in six of the last eight.</p> <p>Chase Claypool Season Stats: 48 rec., 631 yds, 4 TD Claypool has caught at least five passes for 55 yards or more in five of Notre Dame's last six games.</p> <p>Chris Finke Season Stats: 47 rec., 547 yds, 2 TD Finke has caught at least four passes in five of the last six games and has at least 40 yards receiving in eight of twelve games.</p> <p>Tight End</p> <p>Alize Mack Season Stats: 34 rec., 349 yds, 3 TD Mack has caught at least three passes in six of twelve games this season.</p>
--	---

<p>Schedule Analysis (vs. 2018 Bowl Teams)</p> <p>CLE wins: @ A&M, GaSo, @ GAT, SYR, @ WF, NCSt, @ BC, DUKE, SC, PIT</p> <p>CLE losses:</p> <p>ND wins: MICH, VAN, @ WF, STAN, @ VAT, PIT, @ NW, SYR</p> <p>ND losses</p>	<p style="text-align: center;">theCFFsite Picks</p> <p>Winner: Clemson</p> <p>Against the spread: Notre Dame</p> <p>The Irish may not be able to match Clemson player-for-player, but their physicality gives them a fighting chance.</p>
--	--

<p>Bowl Game Results (Last 5 Years)</p> <p>2017 Ohio State 24 USC 7 2016 Wisconsin 24 Western Michigan 16 2015 Alabama 38 Michigan State 0 2014 Michigan State 42 Baylor 41 2013 Missouri 41 Oklahoma State 31</p>	<p style="text-align: center;">Confidence Pick</p> <div style="border: 1px solid black; width: 60px; margin: 0 auto; text-align: center; padding: 10px;">25</div> <p style="text-align: center;">Straight Up Win</p>
---	--

Belk Bowl

Charlotte, North Carolina
Saturday, December 29, 12:00 pm ET ABC
Betting Lines: South Carolina -4 (O/U-54.5)
Projected Score: South Carolina 29-25

South Carolina
(7-5)



Virginia
(7-5)



OFFENSE

Pts/Gm--32.6
Pass/Gm--277.4
Rush/Gm--162.8

DEFENSE

Pts/Gm--27.2
Pass/Gm--230.8
Rush/Gm--194.5

OFFENSE

Pts/Gm--28.5
Pass/Gm--211.9
Rush/Gm--170.6

DEFENSE

Pts/Gm--21.8
Pass/Gm--180.1
Rush/Gm--157.1

Quarterback

Jake Bentley

Season Stats: 2,953 pass yds, 27 TD; 58 att., 90 yds, 2 TD

Bentley passed for 300-plus yards in three of the Gamecocks' last five games and threw at least two TD passes in six of the last seven games.

Running Back

Rico Dowdle

Season Stats: 117 att., 633 yds, 4 TD; 13 rec., 127 yds, TD

Dowdle has two 100-yard rushing games and has totaled over 50 yards of offense in eight of eleven games.

Mon Denson

Season Stats: 83 att., 417 yds, 2 TD; 4 rec., 25 yds

Denson had two 100-yard rushing games in the last five weeks of the season.

Ty'Son Williams

Season Stats: 66 att., 319 yds, 4 TD; 9 rec., 152 yds

Williams did not play in five games, but he totaled at least 40 yards of offense in six of seven games.

Receiver

Deebo Samuel

Season Stats: 62 rec., 882 yds, 11 TD; 8 att., 26 yds

Samuel has chosen not to play in the bowl game and has declared for the NFL Draft.

Bryan Edwards

Season Stats: 52 rec., 809 yds, 7 TD

Edwards had three 100-yard receiving games and caught at least four passes in seven of twelve games this season.

Shi Smith

Season Stats: 39 rec., 597 yds, 4 TD

Smith played in ten games and caught at least three passes in eight of those games and had two 100-yard receiving games.

Josh Vann

Season Stats: 18 rec., 118 yds, TD

Vann had at least two receptions in four of the team's last five games.

Tight End

Kiel Pollard

Season Stats: 15 rec., 181 yds, 2 TD

Pollard only had one game with more than 20 yards receiving.

Quarterback

Bryce Perkins

Season Stats: 2,472 pass yds, 22 TD; 197 att., 842 yds, 9 TD

Perkins had six 200-yard passing games, threw at least two TD passes in eight of twelve games, accounted for at least three TDs in seven of twelve games, and finished the regular season with four 100-yard rushing games.

Running Back

Jordan Ellis

Season Stats: 189 att., 920 yds, 9 TD; 6 rec., 68 yds

Ellis had at least ten rushing attempts in all twelve games, topped the 60-yard rushing mark seven times, and had three 100-yard rushing games.

Receiver

Olamide Zaccheaus

Season Stats: 81 rec., 958 yds, 6 TD; 15 att, 73 yds

Zaccheaus had four 100-yard receiving games and caught at least seven passes in six of twelve games, but he has not scored since Week 5.

Hasise Dubois

Season Stats: 47 rec., 521 yds, 5 TD

Dubois had at least 40 yards receiving in seven of twelve games and caught at least three passes in all but one game.

Joe Reed

Season Stats: 24 rec, 455 yds, 7 TD

Reed had at least 30 receiving yards in seven of twelve games this season and was the team's top scoring threat over the final five games, totaling six TDs during that stretch.

Tight End

Evan Butts

Season Stats: 15 rec., 129 yds, 2 TD

Butts had at least 20 yards receiving in four of the ten games in which he played this season.

Schedule Analysis (vs. 2018 Bowl Teams)

SC wins: @ VAN, MIZ

SC losses: UGA, @ KEN, A&M, @ FLA, @ CLEM

UVA wins: OHIO, MIA, @ DUKE

UVA losses: @ NCSt, PIT, @ GAT, @ VAT

theCFFsite Picks

Winner: South Carolina

Against the spread: South Carolina

South Carolina QB Jake Bentley is playing well and Virginia has lost three of its last four games

Bowl Game Results (Last 5 Years)

2017 Wake Forest 55 Texas A&M 52

2016 Virginia Tech 35 Arkansas 24

2015 Mississippi State 51 NC State 28

2014 Georgia 37 Louisville 14

2013 North Carolina 39 Cincinnati 17



Confidence Pick

14

Straight Up Win

Chick-fil-A Peach Bowl

Atlanta, Georgia
 Saturday, December 29, 12:00 pm ET ESPN
 Betting Lines: Michigan -7.5 (O/U-51)
 Projected Score: Michigan 29-22

Michigan (10-2)		Florida (9-3)	
----------------------------	---	--------------------------	---

OFFENSE Pts/Gm--36.8 Pass/Gm--212.9 Rush/Gm--214.3	DEFENSE Pts/Gm--17.6 Pass/Gm--145.9 Rush/Gm--116.6	OFFENSE Pts/Gm--34.5 Pass/Gm--217.2 Rush/Gm--209.5	DEFENSE Pts/Gm--20.4 Pass/Gm--173.1 Rush/Gm--166.0
--	--	--	--



<p>Quarterback Shea Patterson Season Stats: 2,364 pass yds, 21 TD; 66 att., 268 yds, 2 TD Patterson had six 200-yard passing games this season, had six three-TD games, and threw at least two TD passes in four of the last five games.</p> <p>Running Back Karan Higdon Season Stats: 224 att., 1,178 yds, 10 TD; 7 rec., 43 yds Higdon carried the ball at least 12 times in all eleven games in which he played, had eight 100-yard rushing games and scored in eight of eleven games.</p> <p>Chris Evans Season Stats: 74 att., 403 yds, 4 TD; 17 rec., 142 yds, TD Evans had at least 40 rushing yards in five of the nine games in which he played.</p> <p>Ben Mason Season Stats: 31 att., 80 yds, 7 TD; rec., 15 yds Mason scored a TD in five of the nine games in which he played this season.</p> <p>Receiver Nico Collins Season Stats: 33 rec., 552 yds, 6 TD; Collins had at least three receptions in seven of twelve games and topped the 50-yard mark six times.</p> <p>Donavan Peoples-Jones Season Stats: 39 rec., 541 yds, 7 TD; 37 rush yds Peoples-Jones had three or more receptions in seven of twelve games and 30 yards or more receiving in ten of twelve games.</p> <p>Tight End Zach Gentry Season Stats: 30 rec., 475 yds, 2 TD Gentry caught at least two passes in nine of twelve games and topped the 40-yard mark five times.</p>	<p>Quarterback Feleipe Franks Season Stats: 2,284 pass yds, 23 TD; 96 att, 276 yds, 6 TD Franks accounted for two or more TDs nine times, accounted for three or more TDs five times, and accounted for more than 250 yards of offense in five of twelve games.</p> <p>Running Back Lamical Perine Season Stats: 128 att., 750 yds, 6 TD; 9 rec., 148 yds Perine had two 100-yard games, carried the ball at least ten times in seven of the last eight games, and scored all six of his touchdowns throughout the last seven games of the regular season.</p> <p>Jordan Scarlett Season Stats: 122 att., 717 yds, 4 TD; 10 rec., 84 yds Scarlett had two 100-yard games and carried the ball at least ten times in six of the last nine games.</p> <p>Receiver Van Jefferson Season Stats: 31 rec., 439 yds, 6 TD Jefferson caught three or more passes in seven of twelve games, but only topped the 40-yard mark four times.</p> <p>Trevon Grimes Season Stats: 25 rec. 366 yds, 2 TD Grimes had a 100-yard game in the regular season finale at Florida State, but eight times he finished a game with fewer than 30 yards.</p> <p>Josh Hammond Season Stats: 26 rec., 308 yds, 4 TD Hammond caught at least three passes in five of the last eight games and scored in three of the last four.</p> <p>Freddie Swain Season Stats: 14 rec., 265 yds, 5 TD Swain scored in five of the Gators' first eight games, but missed three of the last four games with an ankle injury.</p>
---	---

<p>Schedule Analysis (vs. 2018 Bowl Teams) MICH wins: WMU, @ NW, WIS, @ MSU, PSU MICH losses: @ ND, @ OSU FLA wins: @ MISSt, LSU, @ VAN, SC FLA losses: KEN, UGA, MIZ</p>	<p style="text-align: center;">theCFFsite Picks</p> <p>Winner: Michigan Against the spread: Florida Harbaugh has lost his last two bowl games, but we expect the Wolverines to pull out a close one this year.</p>
--	---

<p>Bowl Game Results (Last 5 Years) 2017 Central Florida 34 Auburn 27 2016 Alabama 24 Washington 7 2015 Houston 38 Florida State 24 2014 TCU 42 Mississippi 3 2013 Texas A&M 52 Duke 48</p>	<p style="text-align: center;">Confidence Pick</p> <div style="text-align: center; border: 1px solid black; width: 60px; margin: 0 auto; padding: 10px;">12</div> <p style="text-align: center;">Straight Up Win</p>
---	--

NOVA Home Loans Arizona Bowl

Tucson, Arizona
 Saturday, December 29, 1:15 pm ET CBSSN
 Betting Lines: Arkansas State -1 (O/U-59.5)
 Projected Score: Arkansas State 30-29

Arkansas State (8-4)		Nevada (7-5)	
--------------------------------	---	------------------------	---

OFFENSE Pts/Gm--31.8 Pass/Gm--282.0 Rush/Gm--181.5	DEFENSE Pts/Gm--26.4 Pass/Gm--175.9 Rush/Gm--200.7	OFFENSE Pts/Gm--32.3 Pass/Gm--285.3 Rush/Gm--157.6	DEFENSE Pts/Gm--28.1 Pass/Gm--243.1 Rush/Gm--135.2
--	--	--	--


<p>Quarterback Justice Hansen Season Stats: 3,172 pass yds, 27 TD;121 att., 396 yds, 6 TD Hansen had seven 250-yard passing games and threw three or more TD passes in six of twelve games.</p> <p>Running Back Marcel Murray Season Stats: 137 att., 793 yds, 7 TD; 16 rec., 141 yds, 2 TD Murray had two 100-yard games, rushed for at least 60 yards in five of the last six games, and scored in six of twelve games.</p> <p>Warren Wand Season Stats: 123 att., 652 yds, 4 TD; 21 rec., 190 yds, TD Wand had at least 60 rushing yards in five of twelve games, 20 receiving yards in each of the last five games, and scored a TD in four of the last five games of the year.</p> <p>Receiver Kirk Merritt Season Stats: 75 rec., 939 yds, 7 TD Merritt had at least five receptions in nine of twelve games, three 100-yard receiving games in the last five weeks, and scored in four of the Red Wolves' last five games.</p> <p>Justin McInnis Season Stats: 56 rec., 694 yds, 5 TD McInnis caught at least four passes in eight of twelve games, topped the 40-yard mark eight times, and scored in three of the last six games of the season.</p> <p>Omar Bayless Season Stats: 32 rec., 437 yds, 2 TD Bayless had three or more receptions in six of eleven games and topped the 40-yard mark four times.</p> <p>Jonathan Adams Season Stats: 16 rec., 264 yds, 3 TD hsdhsahdjshd</p> <p>Tight End Javonis Isaac Season Stats: 12 rec., 210 yds, 4 TD Isaac caught a TD pass in four of nine games, but missed the last three weeks with a leg injury.</p>	<p>Quarterback Ty Gangi Season Stats: 3,131 pass yds, 23 TD; 45 att., 149 yds, 3 TD Gangi had five 300-yard passing games, threw three or more TD passes in three of eleven games, and accounted for at least two TDs in nine of eleven games.</p> <p>Running Back Toa Tauga Season Stats: 156 att., 816 yds, 6 TD; 20 rec., 194 yds, TD Tauga had at least ten rushing attempts in nine of the last ten games, three 100-yard rushing games, and scored at least one TD in five of the last ten games.</p> <p>Kelton Moore Season Stats: 83 att., 413 yds, 4 TD; 20 rec., 116 yds Moore had at least 20 rushing yards in eight of twelve games and ran for a season-high 129 yards in the last game of the season at UNLV.</p> <p>Devonte Lee Season Stats: 42 att., 177 yds, 6 TD Lee did not play in the last two games, but he had at least 20 rushing yards and a TD in each of the three games prior.</p> <p>Receiver McLane Mannix Season Stats: 50 rec., 875 yds, 7 TD Mannix announced he will transfer and not play in the bowl game.</p> <p>Kaleb Fossum Season Stats: 69 rec., 725 yds, TD, Fossum had two 100-yard receiving games, topped the 50-yard mark eight times, and caught at least five passes in seven of twelve games.</p> <p>Romeo Doubs Season Stats: 43 rec., 562 yds, 2 TD Doubs had two 100-yard receiving games in the final three weeks of the season and caught at least four passes in six of the team's last eight games.</p> <p>Elijah Cooks Season Stats: 22 rec., 348 yds, 6 TD Cooks caught at least two passes in six of the last eight games and had at least 40 receiving yards in four of the last eight games.</p> <p>Brendan O'Leary-Orange Season Stats: 24 rec., 352 yds, TD O'Leary-Orange caught a TD pass in four of the nine games in which he played.</p>
--	--

<p>Schedule Analysis (vs. 2018 Bowl Teams)</p> <p>ASU wins:</p> <p>ASU losses: @ ALA, @ GaSo, APPSt, @ LA</p> <p>NEV wins: @ HAW, SDSt</p> <p>NEV losses: @ VAN, @ TOL, FRES, BOI</p>	<p style="text-align: center;">theCFFsite Picks</p> <p>Winner: Nevada</p> <p>Against the spread: Nevada</p> <p>On paper, the quality of wins look better for the Wolf Pack, as the Red Wolves did not win a game against a bowl eligible team.</p>
--	---

<p>Bowl Game Results (Last 5 Years)</p> <p>2017 New Mexico State 26 Utah State 20 (OT)</p> <p>2016 Air Force 45 South Alabama 21</p> <p>2015 Nevada 28 Colorado State 23</p> <p>2014</p> <p>203</p>	<p style="text-align: center;">Confidence Pick</p> <div style="text-align: center; border: 1px solid black; padding: 10px; width: fit-content; margin: 0 auto;"> <p style="font-size: 2em; margin: 0;">35</p> </div> <p style="text-align: center;">Straight Up Win</p>
--	---

Military Bowl

Annapolis, Maryland
Monday, December 31, 12:00 pm ET ESPN
Betting Lines: Cincinnati -5.5 (O/U-53.5)
Projected Score: Cincinnati 30-24

Virginia Tech (6-6)		Cincinnati (10-2)	
-------------------------------	---	-----------------------------	---

OFFENSE Pts/Gm--29.8 Pass/Gm--256.8 Rush/Gm--170.2	DEFENSE Pts/Gm--30.7 Pass/Gm--206.5 Rush/Gm--230.0	OFFENSE Pts/Gm--34.9 Pass/Gm--220.1 Rush/Gm--238.1	DEFENSE Pts/Gm--16.1 Pass/Gm--103.8 Rush/Gm--188.2
--	--	--	--

<p>Quarterback Ryan Willis Season Stats: 2,497 pass yds, 22 TD; 101 att., 321 yds, 3 TD Willis passed for 200-plus yards in eight of his last nine games, threw two or more TD passes in seven of the last nine games, and rushed for at least 40 yards in four of the last seven games.</p> <p>Running Back Steven Peoples Season Stats: 149 att., 760 yds, 5 TD, 21 rec., 182 yds, TD Peoples rushed for more than 60 yards four times and had at least 40 rushing yards in eleven of twelve games.</p> <p>Deshawn McCleese Season Stats: 83 att., 331 yds, 2 TD; 7 rec., 87 yds McCleese had at least 30 rushing yards in five of ten games this season.</p> <p>Jalen Holston Season Stats: 47 att., 241 yds, 2 TD; 3 rec., 7 yds Holston had at least 30 rushing yards in three of the last four games.</p> <p>Receiver Damon Hazelton Season Stats: 45 rec., 745 yds, 8 TD Hazelton was limited in the last two games of the season with an injury. In the ten games prior, he had three 100-yard games, he caught at least four passes six times, and he caught a TD pass in eight different games.</p> <p>Eric Kumah Season Stats: 39 rec., 514 yds, 6 TD Kumah had at least four receptions in six of eleven games and finished with 30 yards or more receiving eight times.</p> <p>Tre Turner Season Stats: 25 rec., 495 yds, 4 TD Turner totaled over 100 yards of offense in each of the Hokies' final three games and he scored a TD in five of the last six games.</p> <p>Hezekiah Grimsley Season Stats: 30 rec., 374 yds, TD</p> <p>Tight End Dalton Keene Season Stats: 24 rec., 322 yds, 3 TD Keene caught at least three passes in five of the team's last six games and had at least 20 receiving yards in each of those six games.</p>	<p>Quarterback Desmond Ridder Season Stats: 2,359 pass yds, 19 TD; 149 att., 563 yds, 5 TD Ridder passed for 170-plus yards in eight of the last ten games, rushed for at least 60 yards in six of twelve games this season, and threw two or more TD passes in seven of the last ten games.</p> <p>Running Back Michael Warren Season Stats: 224 att., 1,163 yds, 17 TD; 24 rec., 222 yds, TD Warren did not play in the regular season finale, but he totaled six 100-yard rushing games, scored a TD in nine of eleven games, and had six multiple-TD games.</p> <p>Tavion Thomas Season Stats: 86 att., 490 yds, 6 TD; Thomas played in seven games and had two 100-yard rushing games and scored a TD in five of those games.</p> <p>Receiver Kahlil Lewis Season Stats: 55 rec., 768 yds, 9 TD In the last five games of the regular season, Lewis caught at least five passes in every game, had two 100-yard receiving games, and scored six touchdowns.</p> <p>Rashad Medaris Season Stats: 24 rec., 429 yds, 3 TD Medaris was limited in the final two games of the season, but he had four receptions and at least 55 receiving yards in each of the three games prior.</p> <p>Jayshon Jackson Season Stats: 22 rec., 256 yds, 2 TD Jackson caught two or more passes in seven of eleven games.</p> <p>Thomas Geddiss Season Stats: 19 rec., 216 yds, TD Geddiss had at least 20 receiving yards in six games this season.</p> <p>Tight End Josiah Deguara Season Stats: 37 rec., 465 yds, 5 TD Deguara caught at least two passes in ten of twelve games, had at least 30 yards receiving six times, and scored in five of twelve games.</p>
---	--

Schedule Analysis (vs. 2018 Bowl Teams) VAT wins: @ DUKE, UVA, MAR VAT loses: ND, GAT, BC, @ PIT, MIA CIN wins: OHIO, TULN, USF CIN losses: @ TEM, @ UCF	theCFFsite Picks Winner: Cincinnati Against the spread: Cincinnati The Bearcats have a chance to go 2-0 against Power 5 teams after defeating UCLA 26-17 in Week 1.
---	---

Bowl Game Results (Last 5 Years) 2017 Navy 49 Virginia 7 2016 Wake Forest 34 Temple 26 2015 Navy 44 Pitt 28 2014 Virginia Tech 33 Cincinnati 17 2013 Marshall 31 Maryland 20	Confidence Pick <table border="1"><tr><td>16</td></tr></table> Straight Up Win	16
16		



Hyundai Sun Bowl

El Paso, Texas

Monday, December 31, 2:00 pm ET CBS

Betting Lines: Stanford -6.5 (O/U-52)

Projected Score: Stanford 29-23

Stanford (8-4)		Pitt (7-6)	
---------------------------	---	-----------------------	---

OFFENSE Pts/Gm--29.6 Pass/Gm--287.1 Rush/Gm--108.3	DEFENSE Pts/Gm--23.8 Pass/Gm--274.7 Rush/Gm--140.9	OFFENSE Pts/Gm--26.6 Pass/Gm--142.2 Rush/Gm--229.5	DEFENSE Pts/Gm--28.8 Pass/Gm--217.3 Rush/Gm--184.1
--	--	--	--



<p>Quarterback</p> <p>KJ Costello Season Stats: 3,435 pass yds, 29 TD</p> <p>Costello had seven 300-yard passing games and threw three or more TD passes in five of twelve games.</p> <p>Running Back</p> <p>Bryce Love Season Stats: 166 att., 739 yds, 6 TD; 20 rec., 99 yds</p> <p>Love missed two games with an ankle injury, but carried the ball at least 17 times in seven of ten games and topped the 70-yard mark seven times, but only had one 100-yard game.</p> <p>Cameron Scarlett Season Stats: 57 att., 236 yds, 6 TD; 10 rec., 109 yds, TD</p> <p>Scarlett rushed for 30 or more yards four times and scored a TD in five of Stanford's last seven games.</p> <p>Trevor Speights Season Stats: 59 att., 221 yds, TD; 6 rec., 52 yds</p> <p>Speights did not play in three games and only carried the ball twice in the last two games</p> <p>Receiver</p> <p>JJ Arcega-Whiteside Season Stats: 60 rec., 969 yds, 14 TD</p> <p>Arcega-Whiteside caught at least five passes in six of his last seven games, had 100-yards receiving in four of the last seven games, scored in seven of eleven games this season, and had five multiple-TD games.</p> <p>Trenton Irwin Season Stats: 60 rec., 685 yds, 2 TD</p> <p>Irwin had two 100-yard receiving games, caught at least five passes in eight of twelve games, and had at least 70 receiving yards in five of the last seven games.</p> <p>Tight End</p> <p>Kaden Smith Season Stats: 47 rec., 635 yds, 2 TD</p> <p>Smith played in nine games, missing the last two games of the year, but he caught at least six passes five times and had three 100-yard games.</p> <p>Colby Parkinson Season Stats: 28 rec., 476 yds, 7 TD</p> <p>Parkinson had at least three receptions in each of the last three games and at least 30 receiving yards in six of twelve games.</p>	<p>Quarterback</p> <p>Kenny Pickett Season Stats: 1,833 pass yds, 12 TD; 105 att., 195 yds, 3 TD</p> <p>Pickett passed for 150 yards in seven of twelve games, threw two or more TD passes in four of twelve games, and rushed for at least 30 yards five times.</p> <p>Running Back</p> <p>Qadree Ollison Season Stats: 189 att., 1,190 yds, 11 TD; 11 rec., 66 yds</p> <p>Ollison carried the ball at least 12 times in nine of twelve games, had four 100-yard rushing games, and scored in eight of twelve games.</p> <p>Darrin Hall Season Stats: 137 att., 1,021 yds, 9 TD; 14 rec., 60 yds</p> <p>Hall carried the ball at least 13 times in six of twelve games, had three 100-yard rushing games, and scored in six of Pitt's twelve games.</p> <p>Receiver</p> <p>Taysir Mack Season Stats: 21 rec., 489 yds, TD</p> <p>Mack had at least 70 receiving yards in four of the ten games in which he played.</p> <p>Maurice Ffrench Season Stats: 30 rec., 466 yds, 6 TD; 18 att., 158 yds, 2 TD</p> <p>Ffrench had at least 60 receiving yards in five of twelve games, three receptions in five of twelve games, and scored a TD in six different games.</p> <p>Rafael Araujo-Lopes Season Stats: 36 rec., 367 yds, 4 TD; 5 att., 28 yds</p> <p>Araujo-Lopes caught six passes in four of the eleven games in which he played and topped the 45-yard mark five times.</p>
--	---

<p>Schedule Analysis (vs. 2018 Bowl Teams)</p> <p>STA wins: SDSt, @ ORE, @ ASU, @ CAL</p> <p>STA losses: @ ND, UTAH, WAST, @ WASH</p> <p>PIT wins: GAT, SYR, DUKE, @ UVA, VAT, @ WF</p> <p>PIT losses: PSU, @ UCF, @ ND, @ MIA, CLEM</p>	<p>theCFFsite Picks</p> <p>Winner: Stanford</p> <p>Against the spread: Stanford</p>
---	--

<p>Bowl Game Results (Last 5 Years)</p> <p>2017 NC State 52 Arizona State 31</p> <p>2016 Stanford 25 North Carolina 23</p> <p>2015 Washington State 20 Miami 14</p> <p>2014 Arizona State 36 Duke 31</p> <p>2013 UCLA 42 Virginia Tech 12</p>	<p>Confidence Pick</p> <div style="border: 1px solid black; width: 60px; height: 60px; margin: 0 auto; display: flex; align-items: center; justify-content: center;"> 29 </div> <p>Straight Up Win</p>
--	--

Redbox Bowl

Santa Clara, California
 Monday, December 31, 3:00 pm ET FOX
 Betting Lines: Oregon -2.5 (O/U-48)
 Projected Score: Oregon 25-23

Michigan State (7-5)		Oregon (8-4)	
---------------------------------	---	-------------------------	---

OFFENSE Pts/Gm--19.8 Pass/Gm--221.0 Rush/Gm--122.0	DEFENSE Pts/Gm--18.0 Pass/Gm--230.2 Rush/Gm--81.3	OFFENSE Pts/Gm--37.2 Pass/Gm--254.7 Rush/Gm--191.3	DEFENSE Pts/Gm--27.0 Pass/Gm--247.4 Rush/Gm--143.1
--	---	--	--



<p>Quarterback Brian Lewerke Season Stats: 1,868 pass yds, 8 TD; 74 att., 121 yds, 2 TD Lewerke threw for at least 250 yards in four of the first six games of the year, but a lingering shoulder injury could keep him out of the bowl game.</p> <p>Rocky Lombardi Season Stats: 738 pass yds, 3 TD; 38 att., 130 yds Lombardi only completed 44% of his passes, but will get the start in the bowl game if Lewerke isn't healthy enough to play.</p> <p>Running Back Connor Heyward Season Stats: 114 att., 520 yds, 5 TD; 32 rec., 249 yds Heyward carried the ball at least 15 times and totaled over 100 yards of offense in three of the Spartans' last four games.</p> <p>La'Darius Jefferson Season Stats: 78 att., 255 yds, 2 TD; 7 rec., 29 yds Jefferson has carried the ball at least ten times in four different games.</p> <p>Receiver Cody White Season Stats: 36 rec., 491 yds, 2 TD White missed four games with a hand injury, but had two 100-yard receiving games and caught at least four passes five times.</p> <p>Darrell Stewart Season Stats: 39 rec., 368 yds, TD Stewart caught at least four passes in six of the ten games in which he played.</p> <p>Cam Chambers Season Stats: 19 rec., 264 yds Chambers had at least 30 yards receiving in four of his last last games.</p> <p>Tight End Matt Dotson Season Stats: 12 rec., 132 yds, TD Dotson caught at least one pass in seven of the ten games in which he has played.</p>	<p>Quarterback Justin Herbert Season Stats: 2,985 yds, 28 TD; 67 att., 173 yds, 2 TD Herbert had at least 250 passing yards in eight of twelve games, accounted for two or more TDs ten times, and rushed for at least 20 yards five times.</p> <p>Running Back CJ Verdell Season Stats: 188 att., 975 yds, 10 TD; 25 rec., 312 yds, 2 TD Verdell carried the ball at least 13 times seven times, producing five 100-yard rushing games and scoring at least one TD in six of twelve games.</p> <p>Travis Dye Season Stats: 134 att., 721 yds, 4 TD; 11 rec., 77 yds, TD Dye had back-to-back 100-yard rushing games to finish the regular season and had three 100-yard games in total. He did have at least total 70 yards of offense in six different games.</p> <p>Tony Brooks-James Season Stats: 57 att., 306 yds, 4 TD; 3 rec. 73 yds Since Week 3, Brooks-James has only played in six games, totaling 20 rushing attempts.</p> <p>Receiver Dillon Mitchell Season Stats: 69 rec., 1,114 yds, 9 TD Mitchell caught at least six passes seven times, had six 100-yard receiving games, and scored in six of the Ducks' last eight games.</p> <p>Jaylon Redd Season Stats: 31 rec., 368 yds, 5 TD Redd caught at least three passes in seven of twelve games and had at least 30 yards receiving seven times.</p> <p>Brenden Schooler Season Stats: 21 rec., 203 yds, TD Schooler caught three or more passes in five of ten games and had at least 30 yards receiving three times.</p> <p>Tight End Jacob Breeland Season Stats: 22 rec., 351 yds, 2 TD Breeland caught two or more passes in seven of the nine games in which he played and had at least 30 yards receiving six times.</p>
---	--

<p>Schedule Analysis (vs. 2018 Bowl Teams) MSU wins: UTAHSt, @ PSU, PUR MSU losses: @ ARISt, NW, MICH, OSU ORE wins: WASH, AZSt ORE losses: STAN, @ CAL, @ WAST, @ UTAH</p>	<p style="text-align: center;">theCFFsite Picks</p> <p>Winner: Oregon Against the spread: Oregon If Vegas is telling us that Oregon is good for 25 points, then we think they're good for the cover.</p>
--	---

<p>Bowl Game Results (Last 5 Years) 2017 Purdue 38 Arizona 35 2016 Utah 26 Indiana 24 2015 Nebraska 37 UCLA 29 2014 Stanford 45 Maryland 21 2013 Washington 31 BYU 16</p>	<p style="text-align: center;">Confidence Pick</p> <div style="text-align: center; border: 1px solid black; width: 60px; margin: 0 auto; padding: 10px;">11</div> <p style="text-align: center;">Straight Up Win</p>
---	--

AutoZone Liberty Bowl

Memphis, Tennessee
 Monday, December 31, 3:45 pm ET ESPN
 Betting Lines: Missouri -8 (O/U-72)
 Projected Score: Missouri 40-34

Missouri (8-4)		Oklahoma State (6-6)	
--------------------------	---	--------------------------------	---

OFFENSE Pts/Gm--36.9 Pass/Gm--271.6 Rush/Gm--197.3	DEFENSE Pts/Gm--24.4 Pass/Gm--256.1 Rush/Gm--122.9	OFFENSE Pts/Gm--38.4 Pass/Gm--307.9 Rush/Gm--192.1	DEFENSE Pts/Gm--32.4 Pass/Gm--258.3 Rush/Gm--178.8
--	--	--	--



<p><u>Quarterback</u></p> <p>Drew Lock Season Stats: 3,125 yds, 25 TD; 49 att., 145 yds, 6 TD</p> <p>Lock passed for at least 250 yards in seven of twelve games, accounted for three or more TDs seven times, and scored a rushing TD in five different games.</p> <p><u>Running Back</u></p> <p>Larry Rountree Season Stats: 198 att., 1,012 yds, 10 TD; 13 rec., 59 yds</p> <p>Rountree carried the ball at least 14 times in eight of twelve games, carried the ball at least 20 times in each of the last three games, had four 100-yard rushing games, and scored in seven of twelve games.</p> <p>Damarea Crockett Season Stats: 147 att., 709 yds, 7 TD; 12 rec., 88 yds, TD</p> <p>Crockett scored in seven of the eleven games in which he played, carried the ball at least 13 times in six of those eleven games, and had three 100-yard rushing games.</p> <p>Tyler Badie Season Stats: 80 att., 407 yds; 11 rec., 125 yds</p> <p>Badie had seven 40-yard rushing games.</p> <p><u>Receiver</u></p> <p>Emanuel Hall Season Stats: 35 rec., 756 yds, 6 TD</p> <p>Hall missed four games, but had at least 150 receiving yards in three of eight games and caught at least four passes and had at least 70 receiving yards in six of eight games.</p> <p>Johnathon Johnson Season Stats: 50 rec., 552 yds, 4 TD</p> <p>Johnson caught at least four passes in eight of twelve games and had nine games with at least 40 yards receiving.</p> <p>Jalen Knox Season Stats: 26 rec., 413 yds, 3 TD</p> <p>Knox did not play in the last two games, but he had at least three receptions in five of ten games and two 100-yard receiving games.</p> <p><u>Tight End</u></p> <p>Albert Okwuegbunam Season Stats: 43 rec., 466 yds, 6 TD</p> <p>Okwuegbunam missed the last three games with shoulder injury, but he caught at least four passes in seven of nine games and had a TD reception in four of those games.</p>	<p><u>Quarterback</u></p> <p>Taylor Cornelius Season Stats: 3,642 yds, 28 TD; 110 att., 385 yds, 10 TD</p> <p>Cornelius had six 300-yard passing games this season, threw three or more TD passes six times, and had a rushing TD in six of the Cowboys' last seven games.</p> <p><u>Running Back</u></p> <p>Justice Hill Season Stats: 158 att., 930 yds, 9 TD; 13 rec., 68 yds</p> <p>Hill will not play in the bowl game and has declared for the NFL Draft.</p> <p>Chuba Hubbard Season Stats: 106 att., 595 yds, 6 TD; 19 rec., 192 yds, 2 TD</p> <p>Hubbard totaled over 150 yards of offense in two of the last three games and will likely get most of the carries in the bowl game now that Hill will not play.</p> <p>LD King Season Stats: 25 att., 160 yds, TD; rec., 5 yds</p> <p>King should get playing time in the bowl game.</p> <p><u>Receiver</u></p> <p>Tylan Wallace Season Stats: 79 rec., 1,408 yds, 11 TD; rush TD</p> <p>Wallace caught at least four passes in every game this season, had seven 100-yard receiving games, and caught a TD pass in eight of twelve games.</p> <p>Tyron Johnson Season Stats: 46 rec., 704 yds, 5 TD; rush TD</p> <p>Johnson had two 100-yard receiving games, finished with at least 70 yards receiving five times, and caught a TD pass in four of the team's last eight games.</p> <p>Dillon Stoner Season Stats: 42 rec., 544 yds, TD;</p> <p>Stoner caught at least four passes in eight of the eleven games in which he played and topped the 60-yard mark four times.</p> <p>Landon Wolf Season Stats: 30 rec., 346 yds, 2 TD</p> <p>Wolf caught at least two passes in eight of the ten games in which he played and topped the 40-yard mark in four of OSU's last eight games.</p>
---	---

<p>Schedule Analysis (vs. 2018 Bowl Teams)</p> <p>MIZ wins: @ PUR, MEM, @ FLA, VAN</p> <p>MIZ losses: UGA, @ SC, @ ALA, KEN</p> <p>OKSt wins: BOI, TEX, WVU</p> <p>OKSt losses: ISU, @ BAY, @ OKL, @ TCU</p>	<p style="text-align: center;">theCFFsite Picks</p> <p>Winner: Missouri</p> <p>Against the spread: Oklahoma State</p> <p>The Cowboys haven't had problems scoring, but they will need to slow down QB Drew Lock and the Missouri offense to keep it close.</p>
---	---

<p>Bowl Game Results (Last 5 Years)</p> <p>2017 Iowa State 21 Memphis 20</p> <p>2016 Georgia 31 TCU 23</p> <p>2015 Arkansas 45 Kansas State 23</p> <p>2014 Texas A&M 45 West Virginia 37</p> <p>2013 Mississippi State 44 Rice 7</p>	<p style="text-align: center;">Confidence Pick</p> <div style="text-align: center; border: 1px solid black; width: 60px; margin: 0 auto; padding: 10px;">23</div> <p style="text-align: center;">Straight Up Win</p>
---	--

San Diego City Credit Union Holiday Bowl

San Diego, California
 Monday, December 31, 7:00 pm ET FS1
 Betting Lines: Utah -6.5 (O/U-45)
 Projected Score: Utah 26-19

Northwestern (8-5)		Utah (9-4)	
------------------------------	---	----------------------	---

OFFENSE Pts/Gm--23.7 Pass/Gm--239.3 Rush/Gm--117.5	DEFENSE Pts/Gm--23.5 Pass/Gm--258.1 Rush/Gm--132.6	OFFENSE Pts/Gm--28.7 Pass/Gm--209.2 Rush/Gm--186.5	DEFENSE Pts/Gm--18.5 Pass/Gm--213.3 Rush/Gm--101.8
--	--	--	--



<p>Quarterback Clayton Thorson Season Stats: 2,942 pass yds, 15 TD; 9 rush TD</p> <p>Thorson recorded three 300-yard passing games this season, accounted for three or more TDs in six of thirteen games, and had rushing TD in five of the Wildcats' last six games.</p> <p>Running Back Isaiah Bowser Season Stats: 174 att., 796 yds, 6 TD; 7 rec., 77 yds</p> <p>Bowser was the team's No. 1 RB over the last seven weeks of the season. The freshman had four 100-yard games, scored a TD in four of those seven games, and carried the ball at least 23 times in five of the last seven games.</p> <p>John Moten Season Stats: 44 att., 203 yds, 3 TD; 9 rec., 62 yds</p> <p>After missing five games, Moten had at least 45 rushing yards in each of the last two games.</p> <p>Receiver Flynn Nagel Season Stats: 66 rec., 759 yds, 2 TD</p> <p>Nagel had at least five receptions in six of the first seven games of the season, but only caught ten passes over the last six weeks.</p> <p>Bennett Skowronek Season Stats: 44 rec., 556 yds, 3 TD</p> <p>Skowronek caught at least three passes in nine of thirteen games and topped the 40-yard mark eight times.</p> <p>Cameron Green Season Stats: 50 rec., 437 yds, 4 TD</p> <p>Green had at least 30 receiving yards in six of thirteen games this season.</p> <p>Kyric McGowan Season Stats: 12 rec., 238 yds, 2 TD; 3 att., 34 yds</p> <p>Riley Lees Season Stats: 20 rec., 204 yds, 2 TD</p> <p>Lees caught two or more passes in six of thirteen games.</p>	<p>Quarterback Jason Shelley Season Stats: 860 pass yds, 3 TD; 51 att., 153 rush yds, 3 TD</p> <p>In four games as the starter, Shelley had two 200-yard passing games, accounted for two TDs three times, and rushed for at least 20 yards three times.</p> <p>Running Back Armand Shyne Season Stats: 106 att., 479 yds, 5 TD; 2 rec., 10 yds</p> <p>In the Utes' last four games, Shyne averaged 14 carries and 78 rushing yards per game, and scored three touchdowns.</p> <p>TJ Green Season Stats: 34 att., 187 yds, 3 rec. 11 yds</p> <p>Green had at least 40 rushing yards in two of Utah's last three games.</p> <p>Receiver Britain Covey Season Stats: 60 rec., 637 yds, TD; 21 att., 172 yds; 2 pass TDs</p> <p>Covey caught at least four passes in ten of thirteen games and accounted for at least 70 yards of offense five times, but he suffered a knee injury in the PAC-12 Championship Game and could miss the bowl game.</p> <p>Jaylen Dixon Season Stats: 213 rec., 475 yds, TD</p> <p>Dixon had at least 40 yards receiving in six of thirteen games and topped the 60-yard mark in two of the last three.</p> <p>Samson Nacua Season Stats: 30 rec., 357 yds, 5 TD</p> <p>Nacua had two or more receptions in seven of thirteen games and topped the 50-yard mark three times.</p> <p>Demari Simpkins Season Stats: 26 rec., 297 yds, 2 TD</p> <p>Simpkins caught two or more passes in eight of thirteen games and had at least 20 yards receiving eight times.</p> <p>Tight End Cole Fotheringham Season Stats: 17 rec., 190 yds, 2 TD</p> <p>Fotheringham had at least two catches and 20 yards receiving in three of Utah's last four games.</p>
--	---

<p>Schedule Analysis (vs. 2018 Bowl Teams)</p> <p>NW wins: @ PUR, @ MSU, WIS, @ IOWA, @ MIN</p> <p>NW losses: DUKE, MICH, ND, OSU</p> <p>UTA wins: @ NIU, @ STAN, ORE, BYU</p> <p>UTA losses: WASH, @ WAST, @ AZSt, WASH</p>	<p>theCFFsite Picks</p> <p>Winner: Utah</p> <p>Against the spread: Utah</p> <p>The Utes are going for five consecutive bowl wins under head coach Kyle Whittingham.</p>
---	--

<p>Bowl Game Results (Last 5 Years)</p> <p>2017 Michigan State 42 Washington State 17 2016 Minnesota 17 Washington State 12 2015 Wisconsin 23 USC 21 2014 USC 45 Nebraska 42 2013 Texas Tech 37 Arizona State 23</p>	<p>Confidence Pick</p> <div style="border: 1px solid black; padding: 10px; width: 60px; margin: 0 auto;">22</div> <p>Straight Up Win</p>
---	--

TaxSlayer Gator Bowl

Jacksonville, Florida
 Monday, December 31, 7:30 pm ET ESPN
 Betting Lines: Texas A&M -5 (O/U-58.5)
 Projected Score: Texas A&M 32-27

NC State (7-5)		Texas A&M (8-4)	
---------------------------	---	--------------------------------	---

OFFENSE Pts/Gm--35.6 Pass/Gm--327.7 Rush/Gm--143.7	DEFENSE Pts/Gm--22.7 Pass/Gm--271.2 Rush/Gm--109.1	OFFENSE Pts/Gm--34.7 Pass/Gm--262.0 Rush/Gm--203.8	DEFENSE Pts/Gm--26.3 Pass/Gm--262.7 Rush/Gm--92.0
--	--	--	---



<p>Quarterback Ryan Finley Season Stats: 3,789 pass yds, 24 TD; 25 rush yds, TD Finley had eight 300-yard passing games, topped the 350-mark five times, and threw three or more TD passes in five of NC State's last nine games.</p> <p>Running Back Reggie Gallaspy Season Stats: 214 att., 1,012 yds, 18 TD; 7 rec., 26 yds, TD Gallaspy had four 100-yard rushing game, scored at least one TD in ten of twelve games, had five multiple-TD games, and scored 10 TDs in the last three games.</p> <p>Ricky Person Season Stats: 102 att., 424 yds, 2 TD; 3 rec., 7 yds, TD Person had at least 40 rushing yards in six of the eight games in which he played.</p> <p>Receiver Kelvin Harmon Season Stats: 81 rec., 1,186 yds, 7 TD Harmon had six 100-yard receiving games, but announced that he will skip the bowl game and declare for the NFL Draft.</p> <p>Jakobi Meyers Season Stats: 89 rec., 1,028 yds, 4 TD Meyers caught at least seven pases in eight of the eleven games in which he played, topped the 90-yard mark seven times, and finished the regular season with four 100-yard receiving games in the last five weeks.</p> <p>Emeka Emezie Season Stats: 47 rec., 580 yds, 5 TD Emezie had at least four receptions in eight of twelve games and topped the 60-yard mark six times.</p> <p>Thayer Thomas Season Stats: 33 rec., 377 yds, 3 TD Thomas caught at least two passes in nine of twelve games and topped the 20-yard mark seven times.</p> <p>CJ Riley Season Stats: 22 rec., 282 yds, TD Riley had at least three receptions in five of twelve games.</p>	<p>Quarterback Kellen Mond Season Stats: 2,967 pass yds, 23 TD; 144 att., 389 yds, 6 TD Mond had 200-plus passing yards in nine of twelve games, threw two or more TD passes in six of twelve games, and rushed for at least 30 yards six times.</p> <p>Running Back Trayveon Williams Season Stats: 252 att., 1,524 yds, 15 TD; 27 rec., 278 yds Williams had eight 100-yard rushing games, topped the 150-yard mark five times, scored in ten of twelve games, and had five multiple TD games.</p> <p>Jashaun Corbin Season Stats: 57 att., 305 yds, TD; 10 rec., 85 yds Corbin had at least 30 rushing yards in five of the eleven games in which he played.</p> <p>Receiver Quartney Davis Season Stats: 43 rec., 546 yds, 7 TD Davis caught three or more passes in seven of eleven games, had two 100-yard games, and topped the 50-yard mark five times.</p> <p>Camron Buckley Season Stats: 33 rec., 470 yds, TD Buckley caught three or more passes in seven of twelve games and topped the 40-yard mark six times.</p> <p>Jhamon Ausbon Season Stats: 27 rec., 350 yds Ausbon caught three or more passes in five of the eight games in which he played and topped the 50-yard mark four times.</p> <p>Kendrick Rogers Season Stats: 21 rec., 292 yds, 4 TD Rogers had at least 30 receiving yards in three of the eight games in which he played.</p> <p>Tight End Jace Sternberger Season Stats: 47 rec., 804 yds, 10 TD Sternberger caught at least three passes ten times, had at least 50 receiving yards in nine of twelve games, and scored in seven of twelve games.</p>
--	--

<p>Schedule Analysis (vs. 2018 Bowl Teams)</p> <p>NCSt wins: @ MAR, UVA, BC, NCSt losses: @ CLEM, @ SYR, WF A&M wins: KEN, @ SC, UAB, LSU A&M losses: CLEM, @ ALA, @ MSSt, @ AUB</p>	<p style="text-align: center;">theCFFsite Picks</p> <p>Winner: Texas A&M Against the spread: NC State</p> <p>Texas A&M won four games by seven or fewer points and their only win away from home was a 3-point victory at South Carolina.</p>
--	---

<p>Bowl Game Results (Last 5 Years)</p> <p>2017 Mississippi State 31 Louisville 27 2016 Georgia Tech 33 Kentucky 18 2015 Georgia 24 Penn State 17 2014 Tennessee 45 Iowa 28 2013 Nebraska 24 Georgia 19</p>	<p style="text-align: center;">Confidence Pick</p> <div style="text-align: center; border: 1px solid black; width: 60px; margin: 0 auto; padding: 10px;"> <p style="font-size: 24px; margin: 0;">10</p> </div> <p style="text-align: center;">Straight Up Win</p>
--	---

Outback Bowl

Tampa, Florida
 Tuesday, January 1, 12:00 pm ET ESPN2
 Betting Lines: Mississippi State -6 (O/U-44.5)
 Projected Score: Mississippi State 25-19

Mississippi State (8-4)		Iowa (8-4)	
------------------------------------	---	-----------------------	---

OFFENSE Pts/Gm--29.1 Pass/Gm--175.6 Rush/Gm--226.4	DEFENSE Pts/Gm--12.0 Pass/Gm--164.2 Rush/Gm--104.3	OFFENSE Pts/Gm--31.5 Pass/Gm--227.7 Rush/Gm--162.0	DEFENSE Pts/Gm--17.4 Pass/Gm--186.8 Rush/Gm--102.8
--	--	--	--

<p>Quarterback Nick Fitzgerald Season Stats: 1,615 pass yds, 15 TD; 201 att., 1,018 yds, 12 TD Fitzgerald recorded his second career 1,000-yard rushing season, and had he not suffered a broken leg in last year's Egg Bowl, it would likely be his third. He carried the ball at least 14 times in every game this season, producing six 100-yard games and accounted for at least four touchdowns in four of eleven games. Fitzgerald did struggle against the better defenses, as he did not account for a single touchdown in games against Alabama, Florida, and LSU.</p> <p>Running Back Kylin Hill Season Stats: 105 att., 691 yds, 4 TD; 19 rec., 164 yds, 3 TD Hill was a little banged up this season, bouncing on and off the field from week-to-week. He did total over 100 yards of offense four times, but five of his seven touchdowns this season were scored during the first two weeks of the season.</p> <p>Aeris Williams Season Stats: 79 att., 502 yds, 3 TD; 6 rec., 81 yds, TD Williams was a 1,000-yard rusher last season, and while his yardage totals are down, his yards per carry average soared from 4.7 to 6.4. Of course, the emergence of Kylin Hill played a major role in Williams' lack of production compared to 2017.</p> <p>Receiver Stephen Guidry Season Stats: 18 rec., 389 yds, 3 TD Guidry has five multiple-catch games, but his three-catch game against Texas A&M on October 27 is the only multiple-catch game he's had throughout the months of October and November.</p> <p>Osirus Mitchell Season Stats: 24 rec., 385 yds, 4 TD Mitchell has caught three or more passes three times and has topped the 60-yard mark three times.</p> <p>Deddrick Thomas Season Stats: 17 rec., 240 yds, 2 TD Thomas has seven multiple-catch games this season and has reached the 20-yard mark six times.</p> <p>Tight End Justin Johnson Season Stats: 15 rec., 233 yds, TD Johnson has five multiple-catch games this season.</p>	<p>Quarterback Nate Stanley Season Stats: 2,638 pass yds, 23 TD; 32 att., 22 yds, TD Stanley passed for at least 250 yards six times and accounted for two or more TDs in six of twelve games.</p> <p>Running Back Mekhi Sargent Season Stats: 152 att., 748 yds, 9 TD; 16 rec., 152 yds, TD Sargent totaled more than 50 yards of offense in seven of twelve games, but was most valuable at the end of the season. The sophomore back had back-to-back 100-yard rushing games to end the regular season and scored six touchdowns in the last four games.</p> <p>Toren Young Season Stats: 133 att., 630 yds, 5 TD; 5 rec., 26 yds, TD Young had at least 60 rushing yards in six of twelve games and scored three touchdowns in the last two games.</p> <p>Ivory Kelly-Martin Season Stats: 92 att., 341 yds, 2 TD; 9 rec., 78 yds Kelly-Martin missed five games, but totaled 60 yards of offense five times in seven games.</p> <p>Receiver Nick Easley Season Stats: 44 rec., 390 yds, 3 TD Easley caught four or more passes in six of the Hawkeyes' last ten games.</p> <p>Brandon Smith Season Stats: 25 rec., 328 yds, 2 TD Smith caught at least two passes in eight of eleven games and had at least 30 receiving yards six times.</p> <p>Tight End TJ Hockenson Season Stats: 46 rec., 717 yds, 6 TD Hockenson caught at least three passes in ten of twelve games, topped the 40-yard mark eight times, had two 100-yard games, and scored in four of Iowa's last eight game.</p> <p>Noah Fant Season Stats: 39 rec., 519 yds, 7 TD Fant will not play in the bowl game and has declared for the NFL Draft.</p>
---	---

<p>Schedule Analysis (vs. 2018 Bowl Teams) MSU wins: LA, AUB, A&M, LAT MSU losses: @ KEN, FLA, @ LSU, @ ALA IOW wins: NIU, IOWASt, @ MIN IOW losses: WIS, @ PSU, @ PUR, NW</p>	<p style="text-align: center;">theCFFsite Picks</p> <p>Winner: Mississippi State Against the spread: Iowa</p> <p>Six points can be a lot in these projected low-scoring games, especially when both teams are allowing fewer than 20 points per game.</p>
---	---

<p>Bowl Game Results (Last 5 Years) 2017 South Carolina 26 Michigan 19 2016 Florida 30 Iowa 3 2015 Tennessee 45 Northwestern 6 2014 Wisconsin 34 Auburn 31 (OT) 2013 LSU 21 Iowa 14</p>	<p style="text-align: center;">Confidence Pick</p> <div style="text-align: center; border: 1px solid black; width: 60px; margin: 0 auto; padding: 10px;">6</div> <p style="text-align: center;">Straight Up Win</p>
---	---

Citrus Bowl

Orlando, Florida
 Tuesday, January 1, 1:00 pm ET ABC
 Betting Lines: Penn State -6 (O/U-48)
 Projected Score: Penn State 27-21

Kentucky (9-3)		Penn State (9-3)	
---------------------------	---	-----------------------------	---

OFFENSE Pts/Gm--26.6 Pass/Gm--164.8 Rush/Gm--201.3	DEFENSE Pts/Gm--16.3 Pass/Gm--181.3 Rush/Gm--144.9	OFFENSE Pts/Gm--34.6 Pass/Gm--215.8 Rush/Gm--208.6	DEFENSE Pts/Gm--20.0 Pass/Gm--186.5 Rush/Gm--168.4
--	--	--	--



<p><u>Quarterback</u> Terry Wilson Season Stats: 1,768 pass yds, 11 TD; 125 att., 518 yds, 4 TD Wilson has thrown a TD pass in seven straight games, but he only has two multiple-TD games this season.</p> <p><u>Running Back</u> Benny Snell Season Stats: 263 att., 1,305 yds, 14 TD; 17 rec., 105 yds Snell topped the 1,300-yard mark for the second consecutive season. In 2018, he carried the ball 20 or more times in eight of twelve games, had six 100-yard games, and four multiple-TD games. The biggest question heading into the bowl game is whether or not Snell decides to play, since he will declare for the NFL Draft.</p> <p>Asim Rose Season Stats: 67 att., 422 yds, 5 TD; 8 rec., 82 yds, TD Rose has two 100-yard games this season, the opener against Central Michigan and the regular season finale at Louisville. Other than those two games, Rose did not reach the 50-yard mark in any of the other ten games.</p> <p><u>Receiver</u> Lynn Bowden Season Stats: 62 rec., 661 yds, 5 TD; 595 ret. yds, TD Bowden and running back Benny Snell are the two main cogs in the Kentucky offense. The sophomore receiver more than doubled the receiving output than the next closest player on the roster, tight end CJ Conrad. Bowden's 595 return yards puts him over the 1,000-yard mark for all-purpose yards this season.</p> <p>David Bouvier Season Stats: 15 rec., 205 yds, 2 TD</p> <p>Dorian Baker Season Stats: 13 rec., 133 yds,</p> <p><u>Tight End</u> CJ Conrad Season Stats: 29 rec., 297 yds, 3 TD Conrad caught at least three passes in six of twelve games, topped the 20-yard mark eight times, and caught a TD pass in three of the last five games.</p>	<p><u>Quarterback</u> Trace McSorley Season Stats: 2,284 pass yds, 16 TD; 151 att., 723 yds, 11 TD McSorley accounted for three or more TDs in the team's first four games of the season, but injuries slowed him throughout the year and he did not achieve that mark again until the last game of the season, when he threw a TD pass and ran for two scores in a win over Maryland.</p> <p>Tommy Stevens Season Stats: 110 pass yds, TD; 28 att., 118 yds, 2 TD Depending on McSorley's healthy, Stevens could get snaps in the bowl game.</p> <p><u>Running Back</u> Miles Sanders Season Stats: 207 att., 1,223 yds, 9 TD; 22 rec., 132 yds Sanders rushed for at least 80 yards in eight of twelve games, had five 100-yard games, and scored at least one TD in six of twelve games.</p> <p>Ricky Slade Season Stats: 41 att., 230 yds, 6 TD; rec, 12 yds Slade has scored in four of the eight games in which he has played.</p> <p><u>Receiver</u> KJ Hamler Season Stats: 41 rec., 713 yds, 5 TD Hamer caught three or more passes in nine of twelve games and topped the 60-yard mark six times.</p> <p>Juwan Johnson Season Stats: 23 rec., 339 yds, TD Johnson did not play in three games, but had at least 40 yards receiving in five of nine games.</p> <p>DeAndre Thompkins Season Stats: 21 rec., 255 yds, 2 TD Thompkins caught at least three passes in four of his last nine games and had at least 30 receiving yards four times.</p> <p><u>Tight End</u> Pat Freiermuth Season Stats: 24 rec., 330 yds, 7 TD Freiermuth caught at least three passes in five of the last eight games and had at least 30 receiving yards in six of the team's last eight games.</p>
--	--

<p>Schedule Analysis (vs. 2018 Bowl Teams)</p> <p>KEN wins: @ FLA, MSSt, SC, VAN, @ MIZ KEN losses: @ A&M, UGA, MTSU PSU wins: APPSt, @ PIT, IOWA, WIS PSU losses: OSU, MSU, @ MICH</p>	<p style="text-align: center;">theCFFsite Picks</p> <p>Winner: Penn State Against the spread: Penn State</p> <p>Penn State QB Trace McSorley getting three weeks of rest is a bigger factor than Kentucky RB Benny Snell playing in the game.</p>
---	---

<p>Bowl Game Results (Last 5 Years)</p> <p>2017 Notre Dame 21 LSU 17 2016 LSU 29 Louisville 9 2015 Michigan 41 Florida 7 2014 Missouri 33 Minnesota 17 2013 South Carolina 34 Wisconsin 24</p>	<p style="text-align: center;">Confidence Pick</p> <div style="text-align: center; border: 1px solid black; width: 60px; margin: 0 auto; padding: 10px;">30</div> <p style="text-align: center;">Straight Up Win</p>
---	--

PlayStation Fiesta Bowl

Glendale, Arizona
 Tuesday, January 1, 1:00 pm ET ESPN
 Betting Lines: LSU -7.5 (O/U-54.5)
 Projected Score: LSU 31-24

LSU (9-3)		Central Florida (12-0)	
----------------------------	---	---	---

OFFENSE Pts/Gm--31.8 Pass/Gm--214.7 Rush/Gm--174.7	DEFENSE Pts/Gm--20.9 Pass/Gm--206.8 Rush/Gm--139.3	OFFENSE Pts/Gm--44.2 Pass/Gm--268.9 Rush/Gm--276.5	DEFENSE Pts/Gm--21.3 Pass/Gm--196.2 Rush/Gm--227.4
--	--	--	--



<p><u>Quarterback</u> Joe Burrow Season Stats: 2,500 yds, 12 TD; 119 att., 375 yds, 7 TD Burrow had five 200-yard passing games and accounted for two or more TDs in five of twelve games, but accounted for fewer than 2 TDs seven times.</p> <p><u>Running Back</u> Nick Brossette Season Stats: 211 att., 922 yds, 14 TD; 13 rec., 73 yds Brossette has not rushed for 100 yards since the second game of the season, but he has topped the 60-yard mark ten times in twelve games and has scored at least one TD in nine of twelve games.</p> <p>Clyde Edwards-Helaire Season Stats: 136 att., 626 yds, 7 TD; 8 rec., 71 yds Edwards-Helaire has rushed for at least 50 yards in five of twelve games, has two 100-yard rushing games, and has scored in six of twelve games.</p> <p>Lanard Fournette Season Stats: 12 att., 106 yds, TD; 6 rec., 55 yds Fournette totaled 93 rushing yards in the last two games.</p> <p><u>Receiver</u> Justin Jefferson Season Stats: 50 rec., 788 yds, 4 TD Jefferson caught at least five passes in seven of twelve games, topped the 80-yard mark six times, and had two 100-yard receiving games.</p> <p>Stephen Sullivan Season Stats: 20 rec., 287 yds, 2 TD Sullivan caught two or more passes in six of twelve games and topped the 50-yard mark three times.</p> <p>Dee Anderson Season Stats: 20 rec., 274 yds, TD Anderson had 20 receiving yards or more in seven of ten games in which he played.</p> <p><u>Tight End</u> Foster Moreau Season Stats: 20 rec., 250 yds, 2 TD Moreau totaled 9 rec. for 124 yards and 2 TDs in the last two games.</p>	<p><u>Quarterback</u> Darriel Mack Season Stats: 522 pass yds, 2 TD; 58 att., 340 yds, 6 TD In Mack's only start of the season, he totaled 407 yards of offense and accounted for six TDs in the Knights' win over Memphis in the AAC Championship Game.</p> <p><u>Running Back</u> Greg McCrae Season Stats: 123 att., 1,101 yds, 9 TD; 7 rec., 114 yds, TD McCrae had at least 16 rushing attempts and 100 yards on the ground in four of UCF's last five games and he scored in each of the team's last six games.</p> <p>Adrian Killins Season Stats: 144 att., 698 yds, 4 TD; 17 rec., 385 yds, 4 TD Killins had at least 60 rushing yards in six of twelve games and totaled over 70 yards of offense in nine of twelve games.</p> <p>Taj McGowan Season Stats: 69 att., 464 yds, 7 TD McGowan scored at least one TD in five of the team's last eight games.</p> <p><u>Receiver</u> Gabriel Davis Season Stats: 50 rec., 756 yds, 6 TD Davis had three 100-yard receiving games and caught at least four passes in six of twelve games.</p> <p>Dredrick Snelson Season Stats: 41 rec., 664 yds, 5 TD Snelson caught at least three passes in eight of the eleven games in which he played and had 60 yards or more six times.</p> <p>Tre Nixon Season Stats: 40 rec., 562 yds, 4 TD Nixon caught three or more passes in ten of twelve games and topped the 80-yard mark three times.</p> <p><u>Tight End</u> Michael Colubiale Season Stats: 18 rec., 258 yds, 3 TD Colubiale had at least 20 receiving yards in five of eleven games.</p>
---	--

<p>Schedule Analysis (vs. 2018 Bowl Teams) LSU wins: MIA, AUB, LAT, UGA, MSSt LSU losses: @ FLA, ALA, @ A&M UCF wins: PIT, @ MEM, TEM, CIN, @ USF, MEM UCF losses</p>	<p style="text-align: center;">theCFFsite Picks</p> <p>Winner: LSU Against the spread: LSU Two years ago, LSU was motivated to take down the Heisman trophy (Lamar Jackson) winner in their bowl game. This time, the Tigers will be motivated to put an end to the Knights' unbeaten streak.</p>
--	--

<p>Bowl Game Results (Last 5 Years) 2017 Penn State 35 Washington 28 2016 Clemson 31 Ohio State 0 2015 Ohio State 44 Notre Dame 28 2014 Boise State 38 Arizona 30 2013 Central Florida 52 Baylor 42</p>	<p style="text-align: center;">Confidence Pick</p> <div style="text-align: center; border: 1px solid black; width: 60px; margin: 0 auto; padding: 10px;">38</div> <p style="text-align: center;">Straight Up Win</p>
---	--

Rose Bowl Game

Pasadena, California
 Tuesday, January 1, 5:00 pm ET ESPN
 Betting Lines: Ohio State -6 (O/U-58)
 Projected Score: Ohio State 32-26

Ohio State (12-1)		Washington (10-3)	
------------------------------	---	------------------------------	---

OFFENSE Pts/Gm--43.5 Pass/Gm--373.0 Rush/Gm--175.8	DEFENSE Pts/Gm--25.7 Pass/Gm--239.8 Rush/Gm--160.5	OFFENSE Pts/Gm--26.6 Pass/Gm--232.5 Rush/Gm--179.9	DEFENSE Pts/Gm--15.5 Pass/Gm--186.8 Rush/Gm--118.0
--	--	--	--

<p>Quarterback Dwayne Haskins Season Stats: 4,580 pass yds, 47 TD; 73 att., 122 yds, 4 TD Haskins had nine 300-yard passing games, threw for 400-plus yards in five of the last nine games, accounted for three or more TDs in ten of thirteen games, and threw five or more TD passes five times.</p> <p>Running Back JK Dobbins Season Stats: 223 att., 1,029 yds, 9 TD; 23 rec., 248 yds, 2 TD Dobbins had three 100-yard rushing games and scored in seven of thirteen games.</p> <p>Mike Weber Season Stats: 157 att., 858 yds, 5 TD; 20 rec., 104 yds, TD Weber had two 100-yard rushing games and totaled over 80 yards of offense five times.</p> <p>Receiver Parris Campbell Season Stats: 79 rec., 992 yds, 11 TD; 24 rush yds Campbell caught at least three passes in nine of thirteen games, had three 100-yard receiving games, and scored in eight of thirteen games.</p> <p>KJ Hill Season Stats: 67 rec., 831 yds, 6 TD Hill caught four or more passes in eleven of thirteen games and topped the 50-yard receiving mark seven times.</p> <p>Terry McLaurin Season Stats: 34 rec., 669 yds, 11 TD McLaurin caught three or more passes in eight of thirteen games and had at least 50 receiving yards eight times, including two 100-yard games.</p> <p>Johnnie Dixon Season Stats: 40 rec., 642 yds, 7 TD Dixon had at least 90 receiving yards in three of OSU's last five games and scored in five of the team's last eight games.</p> <p>Binjimen Victor Season Stats: 19 rec., 320 yds, 4 TD</p> <p>Chris Olave Season Stats: 12 rec., 197 yds, 3 TD Olave totaled 127 receiving yards and three TDs in the last two games.</p>	<p>Quarterback Jake Browning Season Stats: 2,879 passing, 16 TD; 81 att., 141 yds, 4 TD Browning had thrown a TD pass in eleven straight games, but failed to do so against Washington State in the regular season finale and against Utah in the PAC-12 Championship Game. He has eight 200-yard passing games this season.</p> <p>Running Back Myles Gaskin Season Stats: 235 att., 1,147 yds, 10 TD; 18 rec., 78 yds, TD Despite missing two games to injury, Gaskin is only 153 rushing yards shy of his fourth consecutive 1,300-yard season. He has five 100-yard games and has scored in all but two games in which he has played.</p> <p>Salvon Ahmed Season Stats: 99 att., 604 yds, 7 TD; 18 rec., 148 yds Ahmed has at least eight rushing attempts in eight of the last ten games and has three multiple-TD games.</p> <p>Receiver Aaron Fuller Season Stats: 51 rec., 794 yds, 4 TD Fuller has five or more receptions in seven of thirteen games and has three 100-yard games.</p> <p>Andre Baccellia Season Stats: 43 rec., 475 yds; 2 att., 50 yds Baccellia has caught four or more passes in six of thirteen games and in each of the last three games.</p> <p>Ty Jones Season Stats: 28 rec., 469 yds, 6 TD Jones has caught at least three passes in seven different games, but only had two receptions in the Huskies' last three games.</p> <p>Tight End Drew Sample Season Stats: 23 rec., 251 yds, 2 TD Sample has caught at least two passes in seven different games.</p> <p>Cade Otton Season Stats: 12 rec., 158 yds, 3 TD Otton has caught a pass in four consecutive games heading into the Rose Bowl.</p>
--	--

<p>Schedule Analysis (vs. 2018 Bowl Teams) OSU wins: TCU, TULN, @ PSU, MIN, @ MSU, MICH, NW OSU losses: @ PUR WAS wins: @ UTAH, AZSt, BYU, STAN, @ WAST, UTAH WAS losses: AUB, @ ORE, @ CAL</p>	<p>theCFFsite Picks</p> <p>Winner: Ohio State</p> <p>Against the spread: Ohio State</p> <p>Washington's three losses were by five points or less, but the Buckeyes may have too much offense for the Huskies to keep pace.</p>
--	---

<p>Bowl Game Results (Last 5 Years)</p> <p>2017 Georgia 54 Oklahoma 48 2016 USC 52 Penn State 49 2015 Stanford 45 Iowa 16 2014 Oregon 59 Florida State 20 2013 Michigan State 24 Stanford 20</p>	<p>Confidence Pick</p> <div style="border: 1px solid black; padding: 10px; display: inline-block; margin: 10px 0;">27</div> <p>Straight Up Win</p>
---	--

Allstate Sugar Bowl

New Orleans, Louisiana
Tuesday, January 1, 8:45 pm ET ESPN
Betting Lines: Georgia -11 (O/U-58)
Projected Score: Georgia 35-24

Georgia
(11-2)



Texas
(9-4)



OFFENSE

Pts/Gm--39.2
Pass/Gm--227.2
Rush/Gm--251.6

DEFENSE

Pts/Gm--18.5
Pass/Gm--180.5
Rush/Gm--130.6

OFFENSE

Pts/Gm--31.3
Pass/Gm--264.5
Rush/Gm--151.2

DEFENSE

Pts/Gm--26.2
Pass/Gm--265.2
Rush/Gm--135.9

Quarterback

Jake Fromm

Season Stats: 2,537 pass yds, 27 TD

From had five 200-yard passing games and threw two or more TD passes in eight of thirteen games.

Running Back

D'Andre Swift

Season Stats: 155 att., 1,037 yds, 10 TD; 27 att., 267 yds, 2 TD

Swift had four 100-yard rushing games this season, all of which were in the last six weeks. He totaled 90 yards of offense in seven of the last eight games and scored at least one TD in seven of the last nine games.

Elijah Holyfield

Season Stats: 147 att., 956 yds, 7 TD; 4 rec., 36 yds

Holyfield had two 100-yard rushing games, topped the 70-yard mark eight times, and scored in seven of thirteen games.

Receiver

Mecole Hardman

Season Stats: 34 rec., 540 yds, 6 TD

Hardman caught two or more passes in eleven of twelve games, had at least 40 receiving yards seven times, and scored in six of twelve games.

Riley Ridley

Season Stats: 38 rec., 498 yds, 9 TD

Ridley caught at least three passes in eight of thirteen games, had at least 30 receiving yards nine times, and scored in eight of thirteen games.

Jeremiah Holloman

Season Stats: 23 rec., 387 yds, 5 TD

Holloman had at least 30 receiving yards in six of twelve games this season.

Terry Godwin

Season Stats: 20 rec., 340 yds, 3 TD

Godwin had at least 20 receiving yards in six of twelve games.

Tight End

Isaac Nauta

Season Stats: 29 rec., 427 yds, 3 TD

Nauta had at least 40 receiving yards in six of thirteen games this season.

Quarterback

Sam Ehlinger

Season Stats: 3,123 pass yds, 25 TD; 143 att., 418 yds, 13 TD

Ehlinger had four 300-yard passing games in the last eight weeks of the season, threw two or more TD passes in ten of thirteen games, and had a rushing TD in nine of thirteen games.

Running Back

Tre Watson

Season Stats: 167 att., 695 yds, 3 TD; 20 rec., 137 yds, 3 TD

Watson carried the ball at least twelve times in ten of thirteen games and had at least 50 rushing yards eight times.

Keaontay Ingram

Season Stats: 133 att., 683 yds, 3 TD; 24 rec., 146 yds, 2 TD

Ingram had at least ten carries in nine of twelve games and rushed for at least 50 yards eight times.

Receiver

Lil'Jordan Humphrey

Season Stats: 79 rec., 1,109 yds, 9 TD; 6 att., 25 yds, TD

Humphrey caught at least seven passes in seven of thirteen games, had four 100-yard games, and scored in nine of thirteen games.

Collin Johnson

Season Stats: 65 rec., 945 yds, 7 TDS

Johnson caught at least four passes in ten of twelve games, finished the season with three 100-yard receiving games, and scored in six of his twelve games.

Devin Duvernay

Season Stats: 39 rec., 524 yds, 4 TD

Duvernay caught at least three passes in eight of thirteen games and had at least 40 yards receiving seven times.

Tight End

Andrew Beck

Season Stats: 27 rec., 276 yds, 2 TD

Beck caught two or more passes in nine of thirteen games and had at least 20 yards receiving seven times.

Schedule Analysis (vs. 2018 Bowl Teams)

UGA wins: SC, MTSU, @ MIZ, VAN, FLA, @ KEN, AUB, GAT

UGA losses: @ LSU, ALA

TEX wins: TCU, OKL, BAY, ISU

TEX losses: @ OKSt, WVU, OKL

theCFFsite Picks

Winner: Georgia

Against the spread: Georgia

There are concerns about Georgia playing in a meaningless bowl game when they were so close to playing in the College Football Playoff, but they may just have too much muscle for the Longhorns.

Bowl Game Results (Last 5 Years)

2017 Alabama 24 Clemson 6
2016 Oklahoma 35 Auburn 19
2015 Mississippi 48 Oklahoma State 20
2014 Ohio State 42 Alabama 35
2013 Oklahoma 45 Alabama 31

Confidence Pick

33

Straight Up Win



National Championship Game

Santa Clara, California

Monday, January 7, 8:00 pm ET ESPN

theCFFsite Projected Betting Lines: Alabama -9 (O/U-65)

theCFFsite Projected Score: Alabama 37-28

Alabama (14-0)		Clemson (14-0)	
---------------------------	---	---------------------------	---

OFFENSE Pts/Gm--47.9 Pass/Gm--325.5 Rush/Gm--202.2	DEFENSE Pts/Gm--14.8 Pass/Gm--178.4 Rush/Gm--117.0	OFFENSE Pts/Gm--45.4 Pass/Gm--270.1 Rush/Gm--259.8	DEFENSE Pts/Gm--13.7 Pass/Gm--183.8 Rush/Gm--93.0
--	--	--	---

<p>Quarterback</p> <p>Tua Tagovailoa Season Stats: 3,353 pass yds, 37 TD; 48 att., 190 yds, 5 TD Tagovailoa had five 300-yard passing games, threw two or more TD passes in eleven of thirteen games, and scored a rushing TD in five of thirteen games.</p> <p>Running Back</p> <p>Damien Harris Season Stats: 126 att., 771 yds, 7 TD Harris had at least 50 rushing yards in ten of thirteen games and scored a rushing TD in six of the last eleven games.</p> <p>Najee Harris Season Stats: 102 att., 679 yds, 4 TD; 3 rec., 3 yds Harris has rushed for 50 yards or more seven times, but he scored in three of the team's first five games and has not scored since.</p> <p>Josh Jacobs Season Stats: 94 att., 595 yds, 11 TD; 15 rec., 171 yds 2 TD Jacobs has totaled over 60 yards of offense in four of the last six games and has scored in nine of thirteen games this season.</p> <p>Receiver</p> <p>Jerry Jeudy Season Stats: 59 rec., 1,103 yds, 12 TD Jeudy had four 100-yard games, caught a TD pass in eight of thirteen games, and had four multiple-TD games.</p> <p>Jaylen Waddle Season Stats: 41 rec., 803 yds, 7 TD Waddle had three 100-yard games and scored in each of the team's last three games.</p> <p>Henry Ruggs Season Stats: 42 rec., 724 yds, 10 TD Ruggs had at least 50 yards receiving in eight of thirteen games and scored in eight of thirteen.</p> <p>DeVonta Smith Season Stats: 30 rec., 524 yds, 5 TD Smith scored in three of the last six games in which he has played.</p> <p>Tight End</p> <p>Irv Smith Season Stats: 38 rec., 648 yds, 7 TD Smith caught at least three passes in eight of thirteen games and scored in seven different games</p>	<p>Quarterback</p> <p>Trevor Lawrence Season Stats: 2,606 pass yds, 24 TD; 47 att., 144 yds, TD Lawrence passed for 250-plus yards in five of the last seven games and threw two or more TD passes in four of the last six.</p> <p>Running Back</p> <p>Travis Etienne Season Stats: 176 att., 1,463 yds, 21 TD; 10 rec., 65 yds, TD Etienne has rushed for at least 150 yards in six of thirteen games and has scored two or more TDs in eight of thirteen games.</p> <p>Tavien Feaster Season Stats: 71 att., 409 yds, 6 TD; 8 rec., 39 yds Feaster has at least five rushing attempts in five of the last six games and scored at least one TD in three of the last five.</p> <p>Adam Choice Season Stats: 68 att., 506 yds, 7 TD; rec., 3 yds Choice has rushed for 40-plus yards in six of thirteen games and has scored four TDs in the Tigers' last two games.</p> <p>Lyn-J Dixon Season Stats: 56 att., 536 yds, 5 TD; rec., 41 yds Dixon's two 100-yard games were in routes over Wake Forest and Louisville. He has four or fewer rush attempts in five of the last seven games.</p> <p>Receiver</p> <p>Tee Higgins Season Stats: 52 rec., 802 yds, 10 TD Higgins has caught four or more passes in seven of the last nine games and has scored in eight of thirteen games.</p> <p>Justyn Ross Season Stats: 34 rec., 699 yds, 6 TD Ross has at least 40 yards receiving in ten of the last eleven games and at least 70 yards receiving in six of those games.</p> <p>Amari Rodgers Season Stats: 47 rec., 519 yds, 4 TD Rodgers has caught at least four passes in eight of thirteen games, but he has only topped the 35-yard mark twice in the past seven games.</p> <p>Hunter Renfro Season Stats: 43 rec., 472 yds, TD Renfro has at least 40 yards receiving in six of thirteen games.</p>
--	--

<p>Bowl Game Results (Last 5 Years)</p> <p>2017 Alabama 26 Georgia 23 (OT) 2016 Clemson 35 Alabama 31 2015 Alabama 45 Clemson 40 2014 Ohio State 42 Oregon 20 2013</p>	<p style="text-align: center;">theCFFsite Picks</p> <p>Winner: Alabama</p> <p>Against the spread: The SEC Championship Game may end being the closest Alabama came to losing a game, when all is said and done.</p>
---	--

2018-19 Bowl Season Player Rankings

QUARTERBACKS

1. Kyler Murray, Oklahoma v Alabama
2. Tua Tagovailoa, Alabama v Oklahoma
3. Will Grier, West Virginia v Syracuse
4. Taylor Cornelius, Oklahoma State v Missouri
5. Dwayne Haskins, Ohio State v Washington
6. Eric Dungey, Syracuse v West Virginia
7. Cole McDonald, Hawaii v Louisiana Tech
8. Gardner Minshew, Washington State v Iowa St
9. Bryce Perkins, Virginia v South Carolina
10. Sam Ehlinger, Texas v Georgia
11. Drew Lock, Missouri v Oklahoma State
12. Zac Thomas, Appalachian St v Middle Tenn
13. Justice Hansen, Arkansas State v Nevada
14. Desmond Ridder, Cincinnati v Virginia Tech
15. Ryan Finley, NC State v Texas A&M
16. Jordan Love, Utah State v North Texas
17. Brock Purdy, Iowa State v Washington State
18. Marcus McMaryion, Fresno State v Arizona St
19. Ian Book, Notre Dame v Clemson
20. Clayton Tune, Houston v Army
21. Trace McSorley, Penn State v Kentucky
22. Nick Fitzgerald, Mississippi State v Iowa
23. Nathan Rourke, Ohio v San Diego State
24. Jamie Newman, Wake Forest v Memphis
25. Darriel Mack, Central Florida v LSU
26. Tyree Jackson, Buffalo v Troy
27. Jake Bentley, South Carolina v Virginia
28. Brett Rypien, Boise State v Boston College
29. Kellen Mond, Texas A&M v NC State
30. KJ Costello, Stanford v Pitt
31. Ty Gangi, Nevada v Arkansas State
32. Trevor Lawrence, Clemson v Notre Dame
33. David Blough, Purdue v Auburn
34. Charlie Brewer, Baylor v Vanderbilt
35. TaQuon Marshall, Georgia Tech v Minnesota
36. Manny Wilkins, Arizona State v Fresno State
37. Mason Fine, North Texas v Utah State
38. Ryan Willis, Virginia Tech v Cincinnati
39. Jason Shelley, Utah v Northwestern
40. Justin Herbert, Oregon v Michigan State
41. Brady White, Memphis v Wake Forest
42. Joe Burrow, LSU v Central Florida
43. Brent Stockstill, Middle Tenn v Appalachian St
44. Shai Werts, Georgia Southern v E. Michigan
45. Marcus Childers, Northern Illinois v UAB

DEFENSE/ST

1. Mississippi State v Iowa
2. Utah v Northwestern
3. Michigan v Florida
4. Iowa v Mississippi State
5. Cal v TCU
6. Penn State v Kentucky
7. Miami v Wisconsin
8. Clemson v Notre Dame
9. Northwestern v Utah
10. TCU v Cal
11. UAB v Northern Illinois
12. BYU v Western Michigan
13. Northern Illinois v UAB
14. Appalachian State v Middle Tennessee
15. Eastern Michigan v Georgia Southern
16. Fresno State v Arizona State
17. Stanford v Pitt
18. Oregon v Michigan State
19. Georgia Southern v Eastern Michigan
20. LSU v Central Florida
21. Georgia v Texas
22. Michigan State v Oregon
23. South Carolina v Virginia
24. Auburn v Purdue
25. Wisconsin v Miami
26. Washington State v Iowa State
27. Vanderbilt v Baylor
28. Cincinnati v Virginia Tech
29. Ohio State v Washington
30. Boise State v Boston College
31. Kentucky v Penn State
32. Marshall v South Florida
33. Alabama v Oklahoma
34. Florida v Michigan
35. Temple v Duke
36. Texas A&M v NC State
37. Georgia Tech v Minnesota
38. Virginia v South Carolina
39. Boston College v Boise State
40. Troy v Buffalo
41. Buffalo v Troy
42. Ohio v San Diego State
43. Western Michigan v BYU
44. Tulane v Louisiana
45. San Diego State v Ohio

RUNNING BACKS

1. Darrell Henderson, Memphis v Wake Forest
2. Eno Benjamin, Arizona State v Fresno State
3. Jonathan Taylor, Wisconsin v Miami
4. Trayveon Williams, Texas A&M v NC State
5. Myles Gaskin, Washington v Ohio State
6. Alexander Mattison Boise St v Boston College
7. Michael Warren, Cincinnati v Virginia Tech
8. Travis Etienne, Clemson v Notre Dame
9. Benny Snell, Kentucky v Penn State
10. AJ Dillon, Boston College v Boise State
11. DeAndre Torrey, North Texas v Utah State
12. Patrick Taylor, Memphis v Wake Forest
13. Juwan Washington, San Diego State v Ohio
14. Ke'Shawn Vaughn, Vanderbilt v Baylor
15. BJ Smith, Troy v Buffalo
16. Spencer Brown, UAB v Northern Illinois
17. Bryant Koback, Toledo v FIU
18. Darrynton Evans, Appalachian St v Mid Tenn
19. Chuba Hubbard, Oklahoma State v Missouri
20. D'Andre Swift, Georgia v Texas
21. James Williams, Washington State v Iowa St
22. David Montgomery, Iowa St v Washington St
23. Dexter Williams, Notre Dame v Clemson
24. Darwin Thompson, Utah State v North Texas
25. Larry Rountree, Missouri v Oklahoma State
26. Reggie Gallaspy, NC State v Texas A&M
27. Ryquell Armstead, Temple v Duke
28. Nick Brossette, LSU v Central Florida
29. Wesley Fields, Georgia Southern v E Michigan
30. Karan Higdon, Michigan v Florida
31. Isaiah Bowser, Northwestern v Utah
32. Elijah Mitchell, Louisiana v Tulane
33. Mohamed Ibrahim, Minnesota v Georgia Tech
34. Trey Ragas, Louisiana v Tulane
35. JK Dobbins, Ohio State v Washington
36. Miles Sanders, Penn State v Kentucky
37. Deon Jackson, Duke v Temple
38. Greg McCrae, Central Florida v LSU
39. Kennedy McKoy, West Virginia v Syracuse
40. CJ Verdell, Oregon v Michigan State
41. AJ Ouellette, Ohio v San Diego State
42. Kennedy Brooks, Oklahoma v Alabama
43. Josh Jacobs, Alabama v Oklahoma
44. Darnell Woolfolk, Army v Houston
45. Bryce Love, Stanford v Pitt
46. Mekhi Sargent, Iowa v Mississippi State
47. Travis Homer, Miami v Wisconsin
48. Ronnie Rivers, Fresno State v Arizona State
49. Jaret Patterson, Buffalo v Troy
50. Darius Bradwell, Tulane v Louisiana
51. Jamauri Bogan, Western Michigan v BYU
52. Kylin Hill, Mississippi State v Iowa
53. Travis Dye, Oregon v Michigan State
54. Patrick Laird, Cal v TCU
55. LeVante Bellamy, Western Michigan v BYU
56. Qadree Ollison, Pitt v Stanford
57. Trey Sermon, Oklahoma v Alabama
58. Brenden Knox, Marshall v South Florida
59. Gerold Bright, Utah State v North Texas
60. Tony Pollard, Memphis v Wake Forest
61. *Damarea Crockett, Missouri v Oklahoma St
62. Kevin Marks, Buffalo v Troy
63. Max Borghi, Washington State v Iowa State
64. Armand Shyne, Utah v Northwestern
65. Jordan Cronkrite, South Florida v Marshall
66. Connor Heyward, Michigan State v Oregon
67. Darrin Hall, Pitt v Stanford
68. Cade Carney, Wake Forest v Memphis
69. Toa Taua, Nevada v Arkansas State
70. DJ Knox, Purdue v Auburn
71. Marcel Murray, Arkansas State v Nevada
72. Jordan Ellis, Virginia v South Carolina
73. Warren Wand, Arkansas State v Nevada
74. DeeJay Dallas, Miami v Wisconsin
75. Elijah Holyfield, Georgia v Texas
76. Lopini Katoa, BYU v Western Michigan
77. Clyde Edwards-Helaire, LSU v Central Florida
78. Lamical Perine, Florida v Michigan
79. Ian Eriksen, E. Michigan v Georgia Southern
80. Tre Harbison, Northern Illinois v UAB
81. Keaontay Ingram, Texas v Georgia
82. Adrian Killins, Central Florida v LSU
83. Steven Peoples, Virginia Tech v Cincinnati
84. Maleek Irons, Ohio v San Diego State
85. Johnny Ford, South Florida v Marshall
86. Damien Harris, Alabama v Oklahoma
87. Ja'Tarvious Whitlow, Auburn v Purdue
88. Moe Neal, Syracuse v West Virginia
89. Art Thompkins, Toledo v FIU
90. Chaton Moble, Middle Tenn v Appalachian St
91. Jaqwis Dancy, Louisiana Tech v Hawaii
92. Jerry Howard, Georgia Tech v Minnesota
93. Tre Watson, Texas v Georgia
94. Mike Weber, Ohio State v Washington

RECEIVERS / TIGHT ENDS

1. John Ursua, Hawaii v Louisiana Tech
2. Tylan Wallace, Oklahoma State v Missouri
3. Rondale Moore, Purdue v Auburn
4. David Sills, West Virginia v Syracuse
5. Jalen Reagor, TCU v Cal
6. Jerry Jeudy, Alabama v Oklahoma
7. Greg Dortch, Wake Forest v Memphis
8. JJ Arcega-Whiteside, Stanford v Pitt
9. Gary Jennings, West Virginia v Syracuse
10. Jakobi Meyers, NC State v Texas A&M
11. Dillon Mitchell, Oregon v Michigan State
12. KeeSean Johnson, Fresno State v Arizona St
13. Lil'Jordan Humphrey, Texas v Georgia
14. Tyler Johnson, Minnesota v Georgia Tech
15. Rico Bussey, North Texas v Utah State
16. Hakeem Butler, Iowa State v Washington St
17. Kirk Merritt, Arkansas State v Nevada
18. Anthony Johnson, Buffalo v Troy
19. Marquise Brown, Oklahoma v Alabama
20. Kalija Lipscomb, Vanderbilt v Baylor
21. Ty Lee, Middle Tennessee v Appalachian St
22. Marquez Stevenson, Houston v Army
23. Tyree Brady, Marshall v South Florida
24. Jaylen Waddle, Alabama v Oklahoma
25. CeeDee Lamb, Oklahoma v Alabama
26. JoJo Ward, Hawaii v Louisiana Tech
27. Denzel Mims, Baylor v Vanderbilt
28. Adrian Hardy, Louisiana Tech v Hawaii
29. Tee Higgins, Clemson v Notre Dame
30. Bryan Edwards, South Carolina v Virginia
31. Parris Campbell, Ohio State v Washington
32. Olamide Zaccheaus, Virginia v South Carolina
33. Sean Modster, Boise State v Boston College
34. Collin Johnson, Texas v Georgia
35. Cedric Byrd, Hawaii v Louisiana Tech
36. Sean Riley, Syracuse v West Virginia
37. Jace Sternberger, Texas A&M v NC State
38. Henry Ruggs, Alabama v Oklahoma
39. Miles Boykin, Notre Dame v Clemson
40. Emanuel Hall, Missouri v Oklahoma State
41. Damon Hazelton, Virginia Tech v Cincinnati
42. Keith Corbin, Houston v Army
43. TJ Hockenson, Iowa v Mississippi State
44. Johnnie Dixon, Ohio State v Washington
45. Damonte Coxie, Memphis v Wake Forest
46. Papi White, Ohio v San Diego State
47. Dontae Johnson, Toledo v FIU
48. Ron'Quavion Tarver, Utah State v North Texas
49. Joe Reed, Virginia v South Carolina
50. Terry McLaurin, Ohio State v Washington
51. Darnell Mooney, Tulane v Louisiana
52. Maurice Ffrench, Pitt v Stanford
53. Justin Jefferson, LSU v Central Florida
54. Jared Pinkney, Vanderbilt v Baylor
55. Irv Smith, Alabama v LSU
56. Trenton Irvin, Stanford v Pitt
57. Kaleb Fossum, Nevada v Arkansas State
58. Emeke Emezie, NC State v Texas A&M
59. Shi Smith, South Carolina v Virginia
60. KJ Hamler, Penn State v Kentucky
61. AJ Richardson, Boise State v Boston College
62. Ja'Marcus Bradley, Louisiana v Tulane
63. KJ Hill, Ohio State v Washington
64. Davontavean Martin, Washington St v Iowa St
65. Jon'Vea Johnson, Toledo v FIU
66. KJ Osborn, Buffalo v Troy
67. Blake Banham, E. Michigan v Ga. Southern
68. Jamal Custis, Syracuse v West Virginia
69. Lynn Bowden, Kentucky v Penn State
70. Jayden Reed, Western Michigan v BYU
71. Kahlil Lewis, Cincinnati v Virginia Tech
72. Mecole Hardman, Georgia v Texas
73. Donovan Peoples-Jones, Michigan v Florida
74. Gabriel Davis, Central Florida v LSU
75. Tyrone Johnson, Oklahoma State v Missouri
76. Dezmon Patmon, Washington State v Iowa St
77. John Hightower, Boise State v Boston College
78. TJ Rahming, Duke v Temple
79. Corey Sutton, Appalachian St v Middle Tenn
80. Justin McInnis, Arkansas State v Nevada
81. Easop Winston, Washington State v Iowa St
82. Quartney Davis, Texas A&M v NC State
83. Romeo Doubs, Nevada v Arkansas State
84. Justyn Ross, Clemson v Notre Dame
85. Isaac Zico, Purdue v Auburn
86. Eric Kumah, Virginia Tech v Cincinnati
87. Dredrick Snelson, Central Florida v LSU
88. Chase Claypool, Notre Dame v Clemson
89. Deondre Douglas, Troy v Buffalo
90. Jalen Guyton, North Texas v Utah State
91. Cody Thompson, Toledo v FIU
92. Riley Ridley, Georgia v Texas
93. Kaden Smith, Stanford v Pitt
94. Alex Bachman, Wake Forest v Memphis

