

2020-21

Bowl Season

Fantasy Guide



THE **CFE** **SITE**



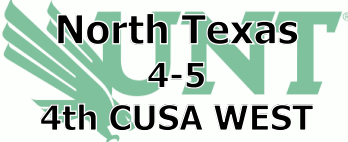

Myrtle Beach Bowl

Conway, South Carolina

Monday, December 21, 2020–2:30pm ET (ESPN)

Odds: Appalachian State -20.5 (65.5)

Projected Score: Appalachian State 43-23

 <p>North Texas 4-5 4th CUSA WEST</p>	<p>SCHEDULE Houston Baptist 57-31 W SMU 35-65 L Southern Miss 31-41 L Charlotte 21-49 L @ Middle Tennessee 52-35 W Rice 27-17 W @ UTSA 17-49 L Louisiana Tech 31-42 L @ UTEP 45-43 W</p>	 <p>Appalachian State 8-3 2nd SUN BELT EAST</p>	<p>SCHEDULE Charlotte 35-20 W @ Marshall 7-17 L Campbell 52-21 W Arkansas State 45-17 W @ UL Monroe 31-13 W @ Texas State 38-17 W Georgia State 17-13 W @ Coastal Carolina 23-34 L Troy 47-10 W Louisiana 21-24 L @ Georgia Southern 34-26 W</p>
<p>OFFENSE PPG—35.1 Rush Yds/Gm—230.2 Pass Yds/Gm—284.8</p>		<p>OFFENSE PPG—31.6 Rush Yds/Gm—250.7 Pass Yds/Gm—190.0</p>	
<p>DEFENSE PPG—41.3 Rush Yds/Gm—243.6 Pass Yds/Gm—265.9</p>		<p>DEFENSE PPG—18.6 Rush Yds/Gm—138.4 Pass Yds/Gm—172.3</p>	

Key Players

Quarterback

Jason Bean (880 pass yds, 12 TD; 336 rush yds, 5 TD)
Game Projections: 197.7 pass yds, 1.0 TD; 37.1 rush yds, .3 TD
Projected Points: 18.5

Running Backs

DeAndre Torrey (113 att., 656 yds, 6 TD; 4 rec., 20 yds)
Game Projections: 36.8 yds, .3 TD; 1.9 rec., 8.6 yds, .1 TD
Projected Points: 8.8

Oscar Adaway III (73 att., 475 yds, 2 TD; 2 rec., 8 yds)
Game Projections: 32.0 yds, .3 TD; 1.0 rec., 7.0 yds, .1TD
Projected Points: 7.1

Tre Siggers (68 att., 338 yds, TD)
Game Projections: 31.7 yds, .3 TD; 1.2 rec., .3 yds, .1TD
Projected Points: 6.5

Receivers

Deonte Simpson (25 rec., 517 yds, 4 TD)
Game Projections: 4.5 rec., 81.0 yds, .3 TD
Projected Points: 14.1

Austin Ogunmakin (16 rec., 218 yds)
Game Projections: 3.4 rec., 41.4 yds, .3 TD
Projected Points: 9.1

Roderic Burns (7 rec., 116 yds)
Game Projections: 2.7 rec., 39.9 yds, .2 TD
Projected Points: 8.0

Jason Pirtle TE (12 rec., 108 yds, TD)
Game Projections: 2.4 rec., 19.4 yds, .1 TD
Projected Points: 5.0

Quarterback

Zac Thomas (2,075 pass yds, 19 TD; 277 rush yds, 2 TD)
Game Projections: 224.3 pass yds, 2.3 TD; 15.0 rush yds, .5 TD
Projected Points: 24.6

Running Backs

Camerun Peoples (146 att., 807 yds, 7 TD; 3 rec., 15 yds)
Game Projections: 124.7 yds, 1.2 TD; .1 rec., .6 yds, .1 TD
Projected Points: 20.5

Nate Noel (79 att., 484 yds, 3 TD; 2 rec., 25 yds)
Game Projections: 74.4 yds, 1.1 TD; 1.7 rec., 15.4 yds, .1 TD
Projected Points: 17.1

Marcus Williams Jr. (62 att., 402 yds, 2 TD; 3 rec. 5 yds)
Game Projections: 22.7 yds, .3 TD
Projected Points: 4.1

Receivers

Thomas Hennigan (45 rec., 571 yds, 3 TD)
Game Projections: 4.6 rec., 63.5 yds, .7 TD
Projected Points: 15.1

Malik Williams (41 rec., 536 yds, 3 TD)
Game Projections: 4.3 rec., 60.2 yds, .7 TD
Projected Points: 14.4

Jalen Virgil (20 rec., 210 yds, 3 TD)
Game Projections: 3.9 rec., 44.4 yds, .5 TD
Projected Points: 11.0

Henry Pearson TE (13 rec., 133 yds, 2 TD)
Game Projections: 2.2 rec., 25.1 yds, .2 TD
Projected Points: 6.1

Game Analysis: [Myrtle Beach Bowl Preview Video](#) (click to watch)

<p>theCFFsite Picks</p>		<p>Last 5 Years</p>	<p>Key Injuries</p>
<p>Straight Up: Appalachian State</p>	<p>Against the Spread: Appalachian State</p>	<p>2020: Inaugural Season</p>	<p>Jaelon Darden, WR-NTX: declared for NFL Draft Austin Aune, QB-NTX: out Daetrich Harrington, RB-APP: out since 11/16</p>



Famous Idaho Potato Bowl

Boise, Idaho

Tuesday, December 22, 2020–3:30pm ET (ESPN)

Odds: Tulane -5 (58)

Projected Score: Tulane 32-27

 <p>Tulane 6-5 8th AAC</p>	<p>SCHEDULE @ South Alabama 27-24 W Navy 24-27 L @ Southern Miss 66-24 W @ Houston 31-49 L SMU 34-37 L @ Central Florida 34-51 L Temple 38-3 W @ East Carolina 38-21 W Army 38-12 W @ Tulsa 34-30 L Memphis 35-21 W</p>	 <p>Nevada 6-2 3rd MWC</p>	<p>SCHEDULE Wyoming 37-34 W @ UNLV 37-19 W Utah State 34-9 W New Mexico 27-20 W San Diego State 26-21 W @ Hawaii 21-24 L Fresno State 37-26 W San Jose State 20-30 L</p>
<p>OFFENSE PPG—35.4 Rush Yds/Gm—218.9 Pass Yds/Gm—177.5</p>	<p>OFFENSE PPG—29.9 Rush Yds/Gm—111.5 Pass Yds/Gm—325.1</p>		
<p>DEFENSE PPG—27.2 Rush Yds/Gm—137.8 Pass Yds/Gm—279.8</p>	<p>DEFENSE PPG—22.9 Rush Yds/Gm—130.8 Pass Yds/Gm—248.5</p>		

Key Players

Quarterback

Michael Pratt (1,638 pass yds, 18 TD; 204 rush yds, 7 TD)
 Game Projections: 230.5 pass yds, 1.5 TD; 22.2 rush yds, .4 TD
 Projected Points: 21.8

Running Backs

Stephon Huderson (118 att., 721 yds, 4 TD; 7 rec., 87 yds)
 Game Projections: 80.1 yds, .5 TD; .7 rec., 8.9 yds
 Projected Points: 12.8

Cameron Carroll (112 att., 621 yds, 11 TD; 4 rec., 49 yds, TD)
 Game Projections: 55.6 yds, .6 TD
 Projected Points: 9.4

Amare Jones (67 att., 389 yds, 2 TD; 14 rec. 101 yds)
 Game Projections: 27.9 yds, .2 TD; 1.6 rec., 12.3 yds, .1TD
 Projected Points: 7.1

Receivers

Duece Watts (31 rec., 512 yds, 6 TD)
 Game Projections: 3.1 rec., 55.1 yds, .4 TD
 Projected Points: 11.1

Jha'Quan Jackson (29 rec., 356 yds, 6 TD)
 Game Projections: 3.1 rec., 41.6 yds, .4 TD
 Projected Points: 9.7

Phatt Watts (16 rec., 216 yds)
 Game Projections: 2.3 rec., 22.3 yds, .2 TD
 Projected Points: 5.9

Tyrick James TE (16 rec., 171 yds, 3 TD)
 Game Projections: 3.4 rec., 38.7 yds, .2 TD
 Projected Points: 8.7

Quarterback

Carson Strong (2,587 pass yds, 22 TD)
 Game Projections: 329.2 pass yds, 2.5 TD
 Projected Points: 25.2

Running Backs

Toa Taua (94 att., 573 yds, 3 TD; 25 rec., 137 yds)
 Bowl Game Projection: 80.8 rush yds, .5 TD; 2.4 rec. 12.8 yds
 Projected Points: 16.1

Devonte Lee (64 att., 322 yds, 2 TD; 15 rec., 78 yds)
 Game Projections: 33.7 rush yds, .2 TD; 1.1 rec., 5.4 yds
 Projected Points: 6.8

Receivers

Romeo Doubs (53 rec., 960 yds, 9 TD)
 Game Projections: 6.6 rec., 102.1 yds, .8 TD
 Projected Points: 21.4

Cole Turner TE (44 rec., 545 yds, 7 TD)
 Bowl Game Projection: 7.2 rec., 90.4 yds, .6 TD
 Projected Points: 20.1

Tory Horton (18 rec., 306 yds, 5 TD)
 Bowl Game Projection: 4.4 rec., 70.1 yds, .5 TD
 Projected Points: 14.2

Melquan Stovall (33 rec., 250 yds)
 Bowl Game Projection: 3.6 rec., 27.1 yds, .2 TD
 Projected Points: 7.5



Justin Lockhart (26 rec., 218 yds, TD)
 Bowl Game Projection: 1.8 rec., 21.4 yds, .2 TD
 Projected Points: 5.2

Game Analysis: [Famous Idaho Potato Bowl Preview Video](#) (click to watch)

<p>theCFFsite Picks</p>		<p>Last 5 Years</p>	<p>Key Injuries</p>
<p>Straight Up: Nevada</p>	<p>Against the Spread: Nevada</p>	<p>2015: Ohio 30 Nevada 21 2016: BYU 49 18 W. Kentucky 2017: Wyoming 37 C. Michigan 14 2018: Idaho 61 Colorado State 50 2019: Akron 23 Utah State 21</p>	<p>Melquan Stovall, NEV: Left last game w/ injury Amare Jones, RB-TUL: out (transfer)</p>

RoofClaim.com Boca Raton Bowl

Boca Raton, Florida
 Tuesday, December 22, 2020–7:00pm ET (ESPN)
 Odds: BYU -5 (75.5)
 Projected Score: BYU 40-35

 <p>Central Florida 6-3 4th AAC East</p>	<p>SCHEDULE @ Georgia Tech 49-21 W @ East Carolina 51-28 W Tulsa 26-34 L @ Memphis 49-50 L Tulane 51-34 @ Houston 44-21 W Temple 38-13 W Cincinnati 33-36 L @ South Florida 58-46 W</p>	 <p>BYU 10-1 INDEPENDENT</p>	<p>SCHEDULE @ Navy 55-3 W Troy 48-7 W Louisiana Tech 45-14 W UTSA 27-20 W @ Houston 43-26 W Texas State 52-14 W Western Kentucky 41-10 W @ Boise State 51-17 W North Alabama 66-14 W @ Coastal Carolina 17-22 L San Diego State 28-14 W</p>
<p>OFFENSE PPG—44.3 Rush Yds/Gm—212.6 Pass Yds/Gm—373.0</p>	<p>OFFENSE PPG—44.5 Rush Yds/Gm—198.7 Pass Yds/Gm—324.0</p>		
<p>DEFENSE PPG—31.4 Rush Yds/Gm—190.2 Pass Yds/Gm—283.4</p>	<p>DEFENSE PPG—14.7 Rush Yds/Gm—107.6 Pass Yds/Gm—192.3</p>		

Key Players

Quarterback

Dillon Gabriel (3,353 pass yds, 30 TD, 138 rush yds, 2 TD)
 Game Projections: 338.2 pass yds, 2.1 TD; 10.5 rush yds, .2 TD
 Projected Points: 26.8

Running Backs

Greg McCrae (131 att., 681 yds, 9 TD; 12 rec., 85 yds)
 Game Projections: 65.2 rush yds, .7 TD; .8 rec, 5.3 yds
 Projected Points: 12.0

Otis Anderson (109 att., 614 yds, 4 TD; 12 rec., 68 yds)
 Game Projections: 64.4 rush yds, .5 TD; 1.6 rec., 9.0 yds, .1 TD
 Projected Points: 12.8

Bentavious Thompson (70 att., 369 yds, 5 TD; 3 rec., 12 yds)
 Game Projections: 20.7 rush yds, .2 TD; .8 rec., 3.1 yds, .1 TD
 Projected Points: 4.6

Receivers

Jaylon Robinson (51 rec., 935 yds, 5 TD)
 Game Projections: 5.3 rec., 91.7 yds, .5 TD
 Projected Points: 14.3

Tre Nixon (14 rec., 212 yds, 2 TD)
 Game Projections: 7.0 rec., 100.3 yds, .7 TD
 Projected Points: 21.0

Jacob Harris (26 rec., 472 yds, 7 TD)
 Game Projections: 4.7 rec, 80.6 yds, .4 TD
 Projected Points: 15.3

Ryan O'Keefe (19 rec., 383 yds, 3 TD)
 Game Projections: 3.7 rec., 42.6 yds, .2 TD
 Projected Points: 9.2

Quarterback

Zach Wilson (3,267 pass yds, 30 TD; 242 rush yds, 8 TD)
 Game Projections: 328.5 pass yds, 2.3 TD; 16.6 rush yds, .7 TD
 Projected Points: 30.4

Running Backs

Tyler Allgeier (131 att., 957 yds, 12 TD; 11 rec., 114 yds)
 Game Projections: 98.6 rush yds, 1.1 TD; 2.2 rec., 20.1 yds, .1 TD
 Projected Points: 21.5

Lopini Katoa (77 att., 423 yds, 5 TD; 19 rec., 203 yds, 3 TD)
 Game Projections: 41.3 rush yds, .3 TD; 1.4 rec., 13.1 yds
 Projected Points: 9.2

Receivers

Dax Milne (63 rec., 1,118 yds, 8 TD)
 Game Projections: 7.3 rec., 114.1 yds, .6 TD
 Projected Points: 22.5

Gunner Romney (38 rec., 755 yds, 2 TD)
 Game Projections: 5.6 rec., 98.1 yds, .5 TD
 Projected Points: 18.7

Neil Pau'u (40 rec., 517 yds, 3 TD)
 Game Projections: 3.0 rec., 36.0 yds, .4 TD
 Projected Points: 8.5

Isaac Rex (32 rec., 333 yds, 10 TD)
 Game Projections: 5.1 rec., 47.1 yds, .6 TD
 Projected Points: 13.3

Game Analysis: [RoofClaim.com Boca Raton Bowl Preview Video](#) (click to watch)

<p>theCFFsite Picks</p>		<p>Last 5 Years</p>	<p>Key Injuries</p>
<p>Straight Up: BYU</p>	<p>Against the Spread: Central Florida</p>	<p>2015: Toledo 32 Temple 17 2016: W. Kentucky 51 Memphis 31 2017: FAU 50 Akron 3 2018: UAB 37 No. Illinois 13 2019: FAU 52 SMU 28</p>	<p>Marlon Williams, WR-UCF: declared for NFL Draft.</p>

R+L Carriers New Orleans Bowl

New Orleans, Louisiana

Wednesday, December 23, 2020–3:30pm ET (ESPN)

Odds: Georgia Southern -3 (53.5)

Projected Score: Georgia Southern 28-25

 <p>Georgia Southern 7-5 3rd SUN BELT EAST</p>	<p>SCHEDULE Campbell 27-26 W @ Louisiana 18-20 L @ UL Monroe 35-30 W UMass 41-0 W @ Coastal Carolina 14-28 L South Alabama 24-17 W Troy 20-13 W Texas State 40-38 W @ Army 27-28 L @ Georgia State 24-30 L Florida Atlantic 20-3 W Appalachian State 26-34 L</p>	 <p>Louisiana Tech 5-4 3rd CUSA WEST</p>	<p>SCHEDULE Southern Miss 31-30 W Houston Baptist 66-38 W @ BYU 14-45 L UTEP 21-17 W Marshall 17-35 L @ UTSA 26-27 L UAB 37-34 W North Texas 42-31 W @ TCU 10-52 L</p>
<p>OFFENSE PPG—26.4 Rush Yds/Gm—267.7 Pass Yds/Gm—98.5</p>		<p>OFFENSE PPG—31.8 Rush Yds/Gm—103.4 Pass Yds/Gm—231.9</p>	
<p>DEFENSE PPG—21.2 Rush Yds/Gm—106.5 Pass Yds/Gm—222.6</p>		<p>DEFENSE PPG—32.1 Rush Yds/Gm—166.0 Pass Yds/Gm—250.4</p>	

Key Players

Quarterback

Shai Werts (936 pass yds, 7 TD; 649 rush yds, 8 TD)

Game Projections: -

Justin Tomlin (161 pass yds; 197 rush yds, TD)

Game Projections: -

Miller Mosley (131 pass yds, TD; 49 rush yds)

Game Projections: 112 pass yds, 1.1 TD; 62.8 rush yds, 1.0 TD

Projected Points: 21.3

Running Backs

Logan Wright (88 att., 565 yds, 4 TD; 7 rec., 115 yds, TD)

Game Projections: 108.4 rush yds, .8 TD; .5 rec, 10.5 yds, .1 TD

Projected Points: 17.8

Gerald Green (55 att., 336 yds, TD)

Game Projections: 72.6 rush yds, .5 TD

Projected Points: 10.4

Matt LaRoche (43 att., 225 yds; 3 rec., 3 yds)

Game Projections: 20.4 rush yds, .1 TD

Projected Points: 3.4

Jalen White (11 att., 45 yds)

Game Projections: 24.9 rush yds, .1 TD

Projected Points: 3.1

Receivers

Malik Murray (20 rec., 258 yds, TD)

Game Projections: 1.3 rec., 20.1 yds, .2 TD

Projected Points: 4.5

Khaleb Hood (14 rec., 159 yds, TD)

Game Projections: 2.2 rec., 31.6 yds, .2 TD

Projected Points: 7.3

Quarterback

Aaron Allen (561 pass yds, 4 TD)

Game Projections: 237.2 pass yds, 1.5 TD; .3 rush TD

Projected Points: 18.9

Running Backs

Israel Tucker (129 att., 525 yds, 4 TD; 9 rec., 51 yds)

Game Projections: 44.9 rush yds, .4 TD; 1.1 rec, 6.0 yds)

Projected Points: 8.9

Greg Garner (32 att., 111 yds, 2 TD; 3 rec., 16 yds)

Game Projections: 32.3 rush yds, .2 TD; .3 rec., 1.5 yds

Projected Points: 5.0

Receivers

Smoke Harris (35 rec., 285 yds, 4 TD; 30 rush yds, TD)

Game Projections: 5.9 rec., 47.8 yds, .4 TD; .9 rush yds, .1 TD

Projected Points: 13.4

Griffin Hebert (19 rec., 275 yds, 3 TD)

Game Projections: 4.0 rec., 56.9 yds, .2 TD

Projected Points: 11.2

Cee Jay Powell (31 rec., 252 yds)

Game Projections: 4.0 rec, 32.8 yds, .2 TD

Projected Points: 15.3

Isaiah Graham (17 rec., 199 yds, 3 TD)

Game Projections: 4.0 rec., 46.4 yds, .2 TD



Projected Points: 10.0

Game Analysis: [R+L Carriers New Orleans Bowl Preview Video](#) (click to watch)

theCFFsite Picks		Last 5 Years	Key Injuries
<p>Straight Up: Georgia Southern</p>	<p>Against the Spread: Georgia Southern</p>	<p>2015: Toledo 32 Temple 17 2016: W. Kentucky 51 Memphis 31 2017: FAU 50 Akron 3 2018: UAB 37 Northern Illinois 13 2019: FAU 52 SMU 28</p>	<p>Shai Werts, QB-GaSo: doubtful (shoulder) Justin Tomlin, QB-GaSo: questionable (ankle) JD King, RB-GaSo: out (knee) Luke Anthony, QB-LAT: out (leg)</p>

Montgomery Bowl

Montgomery, Alabama
 Wednesday, December 23, 2020—7:00pm ET (ESPN)
 Odds: Memphis -10 (52.5)
 Projected Score: Memphis 31-21

 <p>Florida Atlantic 5-3 2nd CUSA East</p>	<p>SCHEDULE Charlotte 21-17 W @ Marshall 9-20 L UTSA 24-3 W Western Kentucky 10-6 W @ FIU 38-19 W UMass 24-2 W @ Georgia Southern 3-20 L @ Southern Miss 31-45 L</p>	 <p>Memphis 7-3 3rd AAC</p>	<p>SCHEDULE Arkansas State 37-24 W @ SMU 27-30 L Central Florida 50-49 W Temple 41-29 W @ Cincinnati 10-49 L South Florida 34-33 W SF Austin 56-14 W @ Navy 10-7 W @ Tulane 21-35 L Houston 30-27 W</p>
<p>OFFENSE PPG—20.0 Rush Yds/Gm—185.3 Pass Yds/Gm—143.6</p>	<p>OFFENSE PPG—31.8 Rush Yds/Gm—149.8 Pass Yds/Gm—317.4</p>		
<p>DEFENSE PPG—16.5 Rush Yds/Gm—150.8 Pass Yds/Gm—176.3</p>	<p>DEFENSE PPG—30.0 Rush Yds/Gm—148.1 Pass Yds/Gm—307.2</p>		

Key Players

Quarterback

Nick Tronti (759 pass yds, 5 TD; 106 rush yds, 2 TD)
 Game Projections: 180.8 pass yds, 1.0 TD; 9.3 rush yds, .2 TD
 Projected Points: 14.4

Javion Posey (390 pass yds, 2 TD; 401 rush yds, 3 TD)
 Game Projections: 20.1 pass yds, .1 TD; 58.8 rush yds, .4 TD
 Projected Points: 9.7

Running Backs

James Charles (76 att., 347 yds, 4 TD; 7 rec., 49 yds)
 Game Projections: 67.4 rush yds, 1.0 TD; 1.8 rec., 14.2 yds, .1 TD
 Projected Points: 16.5

Malcolm Davidson (42 att., 298 yds, 2 TD; 6 rec., 96 yds)
 Game Projections: 16.8 rush yds, .2 TD; .5 rec., 8.7 yds, .1 TD
 Projected Points: 4.4

BJ Emmons (37 att., 116 yds, TD; 3 rec., 14 yds)
 Game Projections: 16.9 rush yds, .2 TD; .3 rec., 1.4 yds, .1 TD
 Projected Points: 3.5

Receivers

TJ Chase (21 rec., 328 yds, TD;)
 Game Projections: 4.1 rec., 75.5 yds, .3 TD
 Projected Points: 13.6

Jordan Merrell (15 rec., 192 yds)
 Game Projections: 2.7 rec., 40.2 yds, .2 TD
 Projected Points: 8.1

Willie Wright (15 rec., 117 yds)
 Game Projections: 3.9 rec., 35.8 yds, .2 TD
 Projected Points: 8.4

Quarterback

Brady White (3,096 pass yds, 28 TD; 76 rush yds, 2 TD)
 Game Projections: 287.9 pass yds, 2.4 TD; 6.9 rush yds, .2 TD
 Projected Points: 24.9

Running Backs

Rodrigues Clark (125 att., 523 yds, 2 TD; 9 rec., 40 yds)
 Game Projections: 43.8 rush yds, .3 TD
 Projected Points: 6.8

Kylan Watkins (77 att., 399 yds, TD; 23 rec., 154 yds, TD)
 Game Projections: 33.9 rush yds, .2 TD; .8 rec., 4.3 yds
 Projected Points: 5.9

Asa Martin (40 att., 137 yds, TD; 8 rec., 92 yds)
 Game Projections: 36.3 rush yds, .3 TD; .6 rec., 5.7 yds
 Projected Points: 7.1

Receivers

Calvin Austin III (60 rec., 1,025 yds, 10 TD;)
 Game Projections: 6.6 rec., 99.1 yds, .7 TD
 Projected Points: 20.9

Tahj Washington (35 rec., 638 yds, 6 TD; rush TD)
 Game Projections: 5.3 rec., 79.3 yds, .6 TD; .8 rush yds, .1 TD
 Projected Points: 17.2

Sean Dykes TE (47 rec., 581 yds, 7 TD)
 Game Projections: 5.3 rec., 59 yds, .6 TD
 Projected Points: 14.7

Javon Ivory (16 rec., 230 yds, 2 TD)
 Game Projections: 1.7 rec., 21.7 yds, .2 TD
 Projected Points: 5.1

Game Analysis: [Montgomery Bowl Preview Video](#) (click to watch)

theCFFsite Picks		Last 5 Years	Key Injuries
Straight Up: Memphis	Against the Spread: Florida Atlantic	2020: Inaugural Season	Malcolm Davidson, RB-FAU questionable (foot) BJ Emmons, RB-FAU questionable (ankle)

New Mexico Bowl

Frisco, Texas

December, 24, 2020–3:30pm ET (ESPN)

Odds: Houston -7 (62.5)

Projected Score: Houston 35-28

 <p>Hawaii 4-4 5th MWC</p>	<p>SCHEDULE</p> <p>@ Fresno State 34-19 W @ Wyoming 7-31 L New Mexico 39-33 W @ San Diego State 10-34 L Boise State 32-40 L Nevada 24-21 W San Jose State 24-35 L UNLV 38-21 W</p>	 <p>Houston 3-4 6th AAC</p>	<p>SCHEDULE</p> <p>Tulane 49-31 W BYU 26-43 L @ Navy 37-21 W Central Florida 21-44 L @ Cincinnati 10-38 L South Florida 56-21 W @ Memphis 27-30 L</p>
<p>OFFENSE</p> <p>PPG—24.3 Rush Yds/Gm—138.0 Pass Yds/Gm—242.1</p>		<p>OFFENSE</p> <p>PPG—33.2 Rush Yds/Gm—158.0 Pass Yds/Gm—267.8</p>	
<p>DEFENSE</p> <p>PPG—30.4 Rush Yds/Gm—232.7 Pass Yds/Gm—182.9</p>		<p>DEFENSE</p> <p>PPG—33.0 Rush Yds/Gm—190.8 Pass Yds/Gm—244.3</p>	

Key Players

Quarterback

Chevan Cordeiro (1,947 pass yds, 11 TD; 450 rush yds, 7 TD)
Game Projections: 243.4 pass yds, 1.9 TD; 45.6 rush yds, .9 TD
Projected Points: 29.0

Running Backs

Miles Reed (82 att., 346 yds, TD; 16 rec., 123 yds)
Game Projections: 35.6 rush yds, .5 TD; 2.7 rec., 20.3 yds
Projected Points: 11.2

Calvin Turner (48 att., 271 yds, 4 TD; 29 rec., 458 yds, 5 TD)
Game Projections: 41.1 rush yds, .4 TD; 2.4 rec., 35.4 yds, .5 TD
Projected Points: 15.7

Receivers

Jared Smart (33 rec., 287 yds, TD)
Game Projections: 4.8 rec., 42.8 yds, .4 TD
Projected Points: 11.5

Rico Bussey (31 rec., 274 yds, TD)
Game Projections: 4.5 rec., 75.2 yds, .4 TD
Projected Points: 14.5

Melquise Stovall (29 rec., 231 yds)
Game Projections: 5.4 rec., 43.7 yds, .4 TD
Projected Points: 12.2

Quarterback

Clayton Tune (1,832 pass yds, 13 TD; 269 rush yds, 5 TD)
Game Projections: 259.0 pass yds, 2.0 TD; 39.9 rush yds, .6 TD
Projected Points: 27.5

Running Backs

Kyle Porter (96 att., 394 yds, 4 TD; 12 rec., 92 yds, TD)
Game Projections: 93.7 rush yds, 1.0 TD; 1.5 rec., 11.3 yds, .1 TD
Projected Points: 18.6

Mulbah Car (37 att., 145 yds, 2 TD; 6 rec., 32 yds)
Game Projections: 36.1 rush yds, .4 TD
Projected Points: 6.4

Receivers

Marquez Stevenson (20 rec. 307 yds, 4 TD; KR TD)
Game Projections: 3.8 rec., 56.7 yds, .3 TD
Projected Points: 11.5

Bryson Smith (16 rec., 173 yds, 2 TD)
Game Projections: 2.9 rec., 30.4 yds, .3 TD
Projected Points: 7.5

Keith Corbin, (27 rec., 352 yds, TD)
Game Projections: 2.9 rec., 36.6 yds, .3 TD
Projected Points: 8.1

Nathaniel Dell (23 rec., 316 yds, 2 TD)
Game Projections: 3.7 rec., 50.1 yds, .3 TD
Projected Points: 10.8

Christian Trahan (17 rec., 206 yds, 2 TD)
Game Projections: 2.9 rec., 33.7 yds, .3 TD
Projected Points: 7.8

Game Analysis: [New Mexico Bowl Preview Video](#) (click to watch)

theCFFsite Picks		Last 5 Years	Key Injuries
Straight Up: Hawaii	Against the Spread: Hawaii	2015: Arizona 45 New Mexico 37 2016: New Mexico 23 UTSA 20 2017: Marshall 31 Colorado St 28 2018: Utah St. 52 North Texas 13 2019: San Diego St 48 C. Mich. 11	—

Camellia Bowl

Montgomery, Alabama
 Friday, December 25, 2020—2:30pm ET (ESPN)
 Odds: Marshall -3 (54.5)
 Projected Score: Marshall 29-26

 <p>Buffalo 5-1 1st MAC EAST</p>	<p>SCHEDULE @ Northern Illinois 49-30 W v Miami (OH) 42-10 W @ Bowling Green 42-17 W Kent State 70-41 W Akron 56-7 W Ball State 28-38 L</p>	 <p>Marshall 7-2 1st CUSA EAST</p>	<p>SCHEDULE E. Kentucky 59-0 W Appalachian State 17-7 W Western Kentucky 38-14 W @ Louisiana Tech 35-17 W Florida Atlantic 20-9 W UMass 51-10 W Middle Tennessee 42-14 W Rice 0-20 L UAB 13-22 L</p>
<p>OFFENSE PPG—47.8 Rush Yds/Gm—309.2 Pass Yds/Gm—199.5</p>		<p>OFFENSE PPG—30.6 Rush Yds/Gm—183.3 Pass Yds/Gm—223.9</p>	
<p>DEFENSE PPG—23.8 Rush Yds/Gm—161.3 Pass Yds/Gm—216.2</p>		<p>DEFENSE PPG—12.6 Rush Yds/Gm—88.9 Pass Yds/Gm—188.8</p>	

Key Players

Quarterback

Kyle Vantrease (1,186 pass yds, 7 TD; 22 rush yds, 3 TD)
 Game Projections: 163.3 pass yds, 1.0 TD; 6.6 rush yds, .2 TD
 Projected Points: 13.5

Running Backs

Jaret Patterson (141 att., 1,072 yds, 19 TD)
 Game Projections: 157.5 rush yds, 1.6 TD; .4 rec., .1 yds
 Projected Points: 25.8

Kevin Marks (77 att., 603 yds, 6 TD)
 Game Projections: 65.3 rush yds, .6 TD; .4 rec., 2.1 yds, .1 TD
 Projected Points: 11.0

Receivers

Antonio Nunn (33 rec., 535 yds, 2 TD)
 Game Projections: 3.8 rec., 53.0 yds, .3 TD
 Projected Points: 10.9

Trevor Wilson (14 rec., 309 yds, 3 TD)
 Game Projections: 2.2 rec., 45.9 yds, .1 TD
 Projected Points: 7.7

Jovany Ruiz (13 rec., 131 yds, TD)
 Game Projections: 1.7 rec., 14.4 yds, .2 TD
 Projected Points: 4.2

Zac Lefebvre (11 rec., 155 yds, TD)
 Game Projections: 3.0 rec., 43.2 yds, .2 TD
 Projected Points: 8.8

Quarterback

Grant Wells (1,977 pass yds, 18 TD; 175 rush yds, 2 TD)
 Game Projections: 260.5 pass yds, 1.8 TD; 17.4 rush yds, .3 TD
 Projected Points: 22.8

Running Backs

Sheldon Evans (54 att., 248 yds, 4 TD; 6 rec., 18 yds)
 Game Projections: 63.2 rush yds, .7 TD; .1 TD
 Projected Points: 10.9

Knowledge McDaniel (25 att., 158 yds, TD)
 Game Projections: 49.2 rush yds, .5 TD
 Projected Points: 7.8

Receivers

Xavier Gaines TE (26 rec., 398 yds, 4 TD; 38 rush yds)
 Game Projections: 4.0 rec., 55.6 yds, .4 TD; 26.6 rush yds, .4 TD
 Projected Points: 16.7

Corey Gammage (29 rec., 321 yds, 4 TD)
 Game Projections: 4.0 rec., 48.5 yds, .4 TD
 Projected Points: 11.0

Artie Henry (21 rec., 299 yds, 3 TD)
 Game Projections: 3.6 rec., 58.8 yds, .3 TD
 Projected Points: 11.5

Willie Johnson (18 rec., 268 yds, 2 TD)
 Game Projections: 3.0 rec., 45.3 yds, .3 TD
 Projected Points: 9.2

Talik Keaton (17 rec., 175 yds, TD)
 Game Projections: 2.6 rec., 29.0 yds, .2 TD
 Projected Points: 6.9

Game Analysis: [Camellia Bowl Preview Video](#) (click for video)

theCFFsite Picks		Last 5 Years	Key Injuries
Straight Up: Marshall	Against the Spread: Marshall	2015: Appalachian St. 31 Ohio 29 2016: Appalachian St. 31 Toledo 28 2017: MTSU 35 Arkansas St. 30 2018: Georgia So. 23 E. Michigan 21 2019: Arkansas St. 34 FIU 26	Brenden Knox, RB-MAR: out (opt-out)



Lending Tree Bowl

Mobile, Alabama

Saturday, December 26, 2020—3:30pm ET (ESPN)

Odds: Georgia State -5 (56)

Projected Score: Georgia State 31-26

 <p>Georgia State 5-4 3rd SUN BELT EAST</p>	<p>SCHEDULE Louisiana 31-34 L East Carolina 49-29 W @ Arkansas State 52-59 L Troy 36-34 W Coastal Carolina 0-51 L UL Monroe 52-34 W @ Appalachian State 13-17 L South Alabama 31-14 W Georgia Southern 30-24 W</p>	 <p>Western Kentucky 5-6 3rd CUSA EAST</p>	<p>SCHEDULE @ Louisville 21-35 L Liberty 24-30 L @ Middle Tennessee 20-17 W Marshall 14-38 L @ UAB 14-37 L Chattanooga 13-10 W @ BYU 10-41 L @ Florida Atlantic 6-10 L Southern Miss 10-7 W FIU 38-21 W @ Charlotte 37-19 W</p>
<p>OFFENSE PPG—32.7 Rush Yds/Gm—190.3 Pass Yds/Gm—227.3</p>	<p>OFFENSE PPG—18.8 Rush Yds/Gm—128.0 Pass Yds/Gm—162.9</p>		
<p>DEFENSE PPG—32.9 Rush Yds/Gm—140.3 Pass Yds/Gm—284.0</p>	<p>DEFENSE PPG—24.1 Rush Yds/Gm—165.9 Pass Yds/Gm—170.1</p>		

Key Players

Quarterback

Cornelius Brown IV (2,046 pass yds, 14 TD; 261 rush yds, 7 TD)
Game Projections: 251.3 pass yds, 1.5 TD; 24.4 rush yds, .6 TD
Projected Points: 23.6

Running Backs

Destin Coates (143 att., 652 yds, 6 TD; 12 rec., 65 yds)
Game Projections: 76.1 rush yds, .8 TD; 1.1 rec., 6.5 yds
Projected Points: 14.0

Tucker Gregg (82 att., 441 yds, 6 TD; 2 rec., 10 yds)
Game Projections: 64.9 rush yds, .6 TD
Projected Points: 10.0

Receivers

Sam Pinckney (44 rec., 753 yds, 6 TD)
Game Projections: 5.5 rec., 96.6 yds, .6 TD
Projected Points: 18.5

Cornelius McCoy (26 rec., 359 yds, 3 TD)
Game Projections: 5.6 rec., 79.2 yds, .4 TD
Projected Points: 16.2

Roger Carter TE (21 rec., 256 yds, 4 TD)
Game Projections: 2.6 rec., 32.1 yds, .4 TD
Projected Points: 8.0

Terrance Dixon (19 rec., 215 yds)
Game Projections: 3.1 rec., 36.9 yds, .1 TD
Projected Points: 7.6

Quarterback

Terrell Pigrome (1,423 pass yds, 9 TD; 328 rush yds, 3 TD)
Game Projections: 219.6 pass yds, 1.4 TD; 23.0 rush yds, .4 TD
Projected Points: 21.0

Running Backs

Gaej Walker (135 att., 614 yds, 2 TD; 7 rec., 57 yds)
Game Projections: 81.9 rush yds, .8 TD; 1.5 rec., 13.1 yds, .1 TD
Projected Points: 16.2

Jakairi Moses (58 att., 311 yds; 8 rec., 33 yds)
Game Projections: 20.8 rush yds, .1 TD; .15 rec., 6.8 yds, .1 TD
Projected Points: 5.1

Receivers

Xavier Lane (34 rec., 376 yds, TD)
Game Projections: 5.4 rec., 67.7 yds, .3 TD
Projected Points: 13.7

Mitchell Tinsley (42 rec., 367 yds, 4 TD)
Game Projections: 4.2 rec., 42.1 yds, .4 TD
Projected Points: 10.8

Joshua Simon TE (29 rec., 286 yds, 3 TD)
Game Projections: 2.4 rec., 26.4 yds, .2 TD
Projected Points: 6.4

Dakota Thomas (5 rec., 78 yds)
Game Projections: 1.9 rec., 32.7 yds, .2 TD
Projected Points: 6.2

Craig Burt Jr. (22 rec., 165 yds, 2 TD)
Game Projections: 1.3 rec., 11.0 yds, .1 TD
Projected Points: 3.0

Game Analysis: [Lending Tree Bowl Preview Video](#) (click to watch)

theCFFsite Picks		Last 5 Years	Key Injuries
Straight Up: Georgia State	Against the Spread: Western Kentucky	2015: Ga. So. 58 Bowling Green 27 2016: Troy 28 Ohio 23 2017: Appalachian St. 34 Toledo 0 2018: Troy 42 Buffalo 32 2019: Louisiana 27 Miami (OH) 17	Xavier Lane, WR-WKU: questionable (missed last game) Dayton Wade, WR-WKU: questionable (missed last game)


Cure Bowl

Orlando, Florida

Saturday, December 26, 2020—12:00pm ET (ESPN)

Odds: Coastal Carolina -6 (61.5)

Projected Score: Coastal Carolina 34-28

 <p>Coastal Carolina 11-0 SUN BELT CO-CHAMPS</p>	<p>SCHEDULE @ Kansas 38-23 W Campbell 43-21 W Arkansas State 52-23 W @ Louisiana 30-27 W Georgia Southern 28-14 W @ Georgia State 51-0 South Alabama 23-6 W Appalachian State 34-23 W @ Texas State 49-14 W BYU 22-17 W @ Troy 42-38 W</p>	 <p>Liberty 9-1 INDEPENDENT</p>	<p>SCHEDULE @ Western Kentucky 30-24 W FIU 36-34 W North Alabama 28-7 W UL Monroe 40-7 W @ Syracuse 38-21 W Southern Miss 56-35 W @ Virginia Tech 38-35 W Western Carolina 58-14 W @ NC State 14-15 L UMass 45-0 W</p>
<p>OFFENSE PPG—37.5 Rush Yds/Gm—223.2 Pass Yds/Gm—223.6</p>		<p>OFFENSE PPG—38.3 Rush Yds/Gm—252.1 Pass Yds/Gm—231.4</p>	
<p>DEFENSE PPG—18.7 Rush Yds/Gm—138.3 Pass Yds/Gm—202.5</p>		<p>DEFENSE PPG—19.2 Rush Yds/Gm—128.4 Pass Yds/Gm—172.8</p>	

Key Players

Quarterback

Grayson McCall (2,170 pass yds, 23 TD; 473 rush yds, 6 TD)
Game Projections: 232.2 pass yds, 1.8 TD; 51.2 rush yds, .7 TD
Projected Points: 26.9

Running Backs

CJ Marable (162 att., 844 yds, 12 TD; 30 rec., 220 yds, 7 TD)
Game Projections: 106.4 rush yds, .9 TD; 3.1 rec., 21.0 yds, .3 TD
Projected Points: 23.1

Reese White (83 att., 468 yds, 6 TD; 3 rec., 53 yds)
Game Projections: 42.6 rush yds, .3 TD; 1.3 rec., 19.7 yds
Projected Points: 9.2

Shermari Jones (79 att., 377 yds, 3 TD)
Game Projections: 18.2 rush yds; .3 rec., 2.1 yds
Projected Points: 2.3

Receivers

Jaivon Heiligh (52 rec., 820 yds, 10 TD)
Game Projections: 5.0 rec., 73.2 yds, .6 TD
Projected Points: 16.0

Isaiah Likely TE (25 rec., 517 yds, 4 TD)
Game Projections: 3.4 rec., 76.3 yds, .4 TD
Projected Points: 13.7

Kameron Brown (20 rec., 306 yds, 3 TD)
Game Projections: 2.0 rec., 27.2 yds, .2 TD
Projected Points: 8.0

Samuel Denmark (15 rec., 267 yds, TD)
Game Projections: 1.6 rec., 12.6 yds, .2 TD
Projected Points: 4.1

Quarterback

Malik Willis (2,040 pass yds, 20 TD; 807 rush yds, 10 TD)
Game Projections: 257.4 pass yds, 1.8 TD; 72.9 rush yds, .9 TD
Projected Points: 31.1

Running Backs

Joshua Mack (125 att., 692 yds, 4 TD)
Game Projections: 52.4 rush yds, .4 TD
Projected Points: 8.4

Peytton Pickett (87 att., 505 yds, 6 TD; 3 rec., 10 yds)
Game Projections: 18.6 rush yds, .3 TD; .5 rec., 1.5 yds
Projected Points: 4.4

Shedro Louis (60 att., 431 yds, 3 TD; 5 rec., 48 yds)
Game Projections: 23.1 rush yds, .2 TD; .6 rec, 4.9 yds, .1 TD
Projected Points: 4.9

Receivers

D.J. Stubbs (33 rec., 455 yds, 3 TD)
Game Projections: 4.5 rec., 52.5 yds, .4 TD
Projected Points: 12.0

Demario Douglas (27 rec., 312 yds, 3 TD)
Game Projections: 2.6 rec., 25.6 yds, .4 TD
Projected Points: 7.5

Kevin Shaa (22 rec., 415 yds, 4 TD)
Game Projections: 4.3 rec., 67.1 yds, .4 TD
Projected Points: 13.3

CJ Yarbrough (17 rec., 268 yds, TD)
Game Projections: 1.2 rec., 16.2 yds, .1 TD
Projected Points: 3.4

Noah Frith (15 rec., 201 yds, 2 TD)
Game Projections: 1.5 rec., 17.1 yds, .2 TD
Projected Points: 4.3

Game Analysis: [Cure Bowl Preview Video](#) (click to watch)

theCFFsite Picks		Last 5 Years	Key Injuries
Straight Up: Coastal Carolina	Against the Spread: Costal Carolina	2015: San Jose St. 27 Georgia St. 16 2016: Arkansas St. 31 C. Florida 13 2017: Georgia St. 27 W. Kentucky 17 2018: Tulane 41 Louisiana 24 2019: Liberty 23 Ga. Southern 16	CJ Yarbrough, WR-LIB: quest. (N/A)



Union Home Mortgage Gasparilla Bowl

Tampa, Florida

CANCELED

Odds: UAB -5 (43.5)

Projected Score: UAB 24-19

 <p>UAB 6-3 CUSA CHAMPION</p>	<p>SCHEDULE Central Arkansas 45-35 W @ Miami 14-31 L @ South Alabama 42-10 UTSA 21-13 W Western Kentucky 37-14 W Louisiana 20-24 L @ Louisiana Tech 34-37 L @ Rice 21-16 W @ Marshall 22-13 W</p>	 <p>South Carolina 2-8 6th SEC EAST</p>	<p>SCHEDULE Tennessee 27-31 L @ Florida 24-38 L @ Vanderbilt 41-7 W Auburn 30-22 W @ LSU 24-52 L Texas A&M 3-48 L @ Ole Miss 42-59 L Missouri 10-17 L Georgia 16-45 L @ Kentucky 18-41 L</p>
<p>OFFENSE PPG—28.4 Rush Yds/Gm—200.0 Pass Yds/Gm—201.3</p>		<p>OFFENSE PPG—23.5 Rush Yds/Gm—167.9 Pass Yds/Gm—187.2</p>	
<p>DEFENSE PPG—21.4 Rush Yds/Gm—137.9 Pass Yds/Gm—175.3</p>		<p>DEFENSE PPG—36.0 Rush Yds/Gm—195.4 Pass Yds/Gm—256.1</p>	

Key Players

Quarterback

Tyler Johnston III (843 pass yds, 7 TD; 34 rush yds)
Game Projections: 213.2 pass yds, 1.3 TD; .4 rush yds, .2 TD
Projected Points: 15.9

Running Backs

Spencer Brown (186 att., 889 yds, 10 TD; 5 rec., 35 yds)
Game Projections: 92.2 rush yds, 1.3 TD; .1 rec., .5 yds
Projected Points: 17.0

Jermaine Brown Jr. (63 att., 250 yds, TD; 8 rec., 32 yds)
Game Projections: .9 rush yds; 1.0 rec., 9.6
Projected Points: 10.0

DeWayne McBride (47 att., 439 yds, 4 TD)
Game Projections: 64.9 rush yds, .6 TD
Projected Points: 10.0

Receivers

Austin Watkins (33 rec., 455 yds, 3 TD)
Game Projections: 5.5 rec., 96.6 yds, .6 TD
Projected Points: 18.5

Myron Mitchell (29 rec., 436 yds, 3 TD)
Game Projections: 5.6 rec., 79.2 yds, .4 TD
Projected Points: 16.2

Trea Shropshire (14 rec., 310 yds, 2 TD)
Game Projections: 2.6 rec., 32.1 yds, .4 TD
Projected Points: 8.0

Hayden Pittman (19 rec., 227 yds, TD)
Game Projections: 3.1 rec., 36.9 yds, .1 TD
Projected Points: 7.6

Quarterback

Luke Doty (405 pass yds, 2 TD; 91 rush yds)
Game Projections: 212.3 pass yds, 1.5 TD; 9.8 rush yds, .4 TD
Projected Points: 19.7

Running Backs

Kevin Harris (185 att., 1,138 yds, 15 TD; 21 rec., 159 yds, TD)
Game Projections: 109.8 rush yds, 1.3 TD; 2.2 rec., 17.8 yds
Projected Points: 24.1

Deshaun Fenwick (54 att., 297 yds, TD; 14 rec., 108 yds)
Game Projections: 8.5 rush yds, .1 TD; .8 rec., 6.5 yds
Projected Points: 2.9

Receivers

Nick Muse TE (30 rec., 425 yds, TD)
Game Projections: 6.0 rec., 89.6 yds, .4 TD
Projected Points: 17.3

Jalen Brooks (11 rec., 100 yds)
Game Projections: 3.2 rec., 37.8 yds, .3 TD
Projected Points: 8.9

Josh Vann (10 rec., 88 yds, TD)
Game Projections: 2.8 rec., 27.5 yds, .2 TD
Projected Points: 6.5

Dakereon Joyner (7 rec., 55 yds, TD; 61 rush yds, TD)
Game Projections: 3.7 rec., 31.6 yds, .3 TD
Projected Points: 8.7

Game Analysis: [Union Home Mortgage Gasparilla Bowl Preview Video](#) (coming later this week)

theCFFsite Picks		Last 5 Years	Key Injuries
<p>Straight Up: UAB</p>	<p>Against the Spread: South Carolina</p>	<p>2015: Marshall 16 UMass 10 2016: Mississippi St. 17 Miami (O) 16 2017: Temple 28 FIU 3 2018: Marshall 38 South Florida 20 2019: Central Florida 48 Marshall 25</p>	<p>Shi Smith, WR-SC: out (declared for draft) Desahun Fenwick, RB-SC: quest. (Covid-related) Xavier Legette, WR-SC: quest. (N/A) Austin Watkins, WR-UAB: quest. (missed last game)</p>


SERVPRO First Responder Bowl

Dallas, Texas

Saturday, December 26, 2020–3:30pm ET (ABC)

Odds: Louisiana -13.5 (59.5)

Projected Score: Louisiana 37-23

 <p>Louisiana 9-1 SUN BELT CO-CHAMPS</p>	<p>SCHEDULE @ Iowa State 31-14 W @ Georgia State 34-31 W Georgia Southern 20-18 W Coastal Carolina 27-30 L @ UAB 24-20 W @ Texas State 44-34 W Arkansas State 27-20 W South Alabama 38-10 W @ UL Monroe 70-20 W @ Appalachian State 24-21 W</p>	 <p>UTSA 7-4 2nd CUSA WEST</p>	<p>SCHEDULE @ Texas State 51-48 W SF Austin 24-10 W Middle Tennessee 37-35 W @ UAB 13-21 L @ BYU 20-27 L Army 16-28 L Louisiana Tech 27-26 W @ Florida Atlantic 3-24 L UTEP 52-21 W @ Southern Miss 23-20 W North Texas 49-17 W</p>
<p>OFFENSE PPG—33.9 Rush Yds/Gm—208.2 Pass Yds/Gm—214.4</p>		<p>OFFENSE PPG—28.6 Rush Yds/Gm—214.7 Pass Yds/Gm—199.2</p>	
<p>DEFENSE PPG—21.8 Rush Yds/Gm—180.9 Pass Yds/Gm—166.9</p>		<p>DEFENSE PPG—25.2 Rush Yds/Gm—152.7 Pass Yds/Gm—228.1</p>	

Key Players

Quarterback

Levi Lewis (2,124 pass yds, 17 TD; 310 rush yds, 5 TD)
 Game Projections: 223.5 pass yds, 2.0 TD; 33.6 rush yds, .7 TD
 Projected Points: 26.3

Running Backs

Elijah Mitchell (122 att., 751 yds, 7 TD; 14 rec., 108 yds)
 Game Projections: 86.8 rush yds, 1.0 TD; 1.1 rec., 8.1 yds, .1 TD
 Projected Points: 17.2

Trey Ragas (117 att., 662 yds, 9 TD; 9 rec., 106 yds, 2 TD)
 Game Projections: 73.7 rush yds, 1.0 TD; .7 rec., 7.1 yds, .1 TD
 Projected Points: 15.1

Chris Smith (59 att, 332 yds, TD; 13 rec., 138 yds, TD)
 Game Projections: 20.3 rush yds, .1 TD; 1.1 rec., 10.4 yds, .1 TD
 Projected Points: 1.1

Receivers

Peter LeBlanc (23 rec., 334 yds, TD)
 Game Projections: 3.6 rec., 47.7 yds, .3 TD
 Projected Points: 10.3

Kyren Lacy (24 rec., 326 yds, 3 TD)
 Game Projections: 1.7 rec., 21.6 yds, .2 TD
 Projected Points: 5.1

Jalen Williams (19 rec., 345 yds, 3 TD)
 Game Projections: 3.1 rec., 51.0 yds, .3 TD
 Projected Points: 9.9

Quarterback

Frank Harris (1,422 pass yds, 10 TD; 437 rush yds, 8 TD)
 Game Projections: 193.6 pass yds, 1.3 TD; 30.2 rush yds, .4 TD
 Projected Points: 19.2

Running Backs

Sincere McCormick (226 att., 1,345 yds, 11 TD; 18 rec., 122 yds)
 Game Projections: 133.7 rush yds, 1.3 TD; 2.3 rec., 14.8 yds, .2 TD
 Projected Points: 25.6

Brenden Brady (50 att., 239 yds, TD; 7 rec., 48 yds)
 Game Projections: 31.4 rush yds, .2 TD; 1.1 rec., 6.8 yds, .1 TD
 Projected Points: 6.3

B.J. Daniels (23 att, 129 yds, 2 TD)
 Game Projections: 10.1 rush yds
 Projected Points: 1.0

Receivers

Zakhari Franklin (44 rec., 579 yds, 6 TD)
 Game Projections: 5.7 rec., 70.2 yds, .4 TD
 Projected Points: 15.0

Joshua Cephus (55 rec., 521 yds, 4 TD)
 Game Projections: 5.3 rec., 47.7 yds, .3 TD
 Projected Points: 12.0

Brennan Dingle (27 rec., 266 yds, 2 TD)
 Game Projections: 2.9 rec., 32.4 yds, .3 TD
 Projected Points: 7.7

Tykee Ogle-Kellogg (11 rec., 169 yds, TD)
 Game Projections: 1.5 rec., 21.6 yds, .1 TD
 Projected Points: 4.2

Game Analysis: [SERVPRO First Responder Bowl Preview Video](#) (click to watch)

<p>theCFFsite Picks</p>		<p>Last 5 Years</p>	<p>Key Injuries</p>
<p>Straight Up: Georgia State</p>	<p>Against the Spread: Western Kentucky</p>	<p>2015: Washington 44 So. Miss 31 2016: Army 38 North Texas 31 2017: Utah 30 West Virginia 14 2018: Boise/Boston College Canceled 2019: W. Kentucky 23 W. Mich. 20</p>	



Cheez-It Bowl

Orlando, Florida

Tuesday, December 29, 2020—5:30pm ET (ESPN)

Odds: Oklahoma State -2 (58.5)

Projected Score: Oklahoma State 30-28

 <p>Miami 8-2 3rd ACC</p>	<p>SCHEDULE UAB 31-14 W @ Louisville 47-34 W Florida St. 52-10 W @ Clemson 17-42 L Pitt 31-19 W Virginia 19-14 W @ NC State 44-41 W @ Virginia Tech 25-24 W @ Duke 48-0 W North Carolina 26-62 L</p>	 <p>Oklahoma State 7-3 3rd BIG 12</p>	<p>SCHEDULE Tulsa 16-7 W West Virginia 27-13 W @ Kansas 47-7 W Iowa State 24-21 W Texas 34-41 L @ Kansas State 20-18 W @ Oklahoma 13-41 L Texas Tech 50-44 W @ TCU 22-29 L @ Baylor 42-3 W</p>
<p>OFFENSE PPG—34.0 Rush Yds/Gm—163.2 Pass Yds/Gm—269.1</p>		<p>OFFENSE PPG—29.5 Rush Yds/Gm—194.5 Pass Yds/Gm—232.5</p>	
<p>DEFENSE PPG—26.0 Rush Yds/Gm—180.6 Pass Yds/Gm—226.8</p>		<p>DEFENSE PPG—22.4 Rush Yds/Gm—160.5 Pass Yds/Gm—205.3</p>	

Key Players

Quarterback

D'Eriq King (2,570 pass yds, 22 TD; 520 rush yds, 4 TD)
Game Projections: 271.3 pass yds, 1.4 TD; 45.5 rush yds, .6 TD
Projected Points: 26.6

Running Backs

Cam'Ron Harris (120 att., 579 yds, 9 TD; 16 rec., 93 yds, TD)
Game Projections: 61.2 rush yds, .5 TD; 2.5 rec., 13.5 yds, .1 TD
Projected Points: 13.8

Don Chaney Jr. (62 att., 272 yds, 3 TD; 8 rec., 99 yds)
Game Projections: 36.5 rush yds, .4 TD; .8 rec., 6.3 yds
Projected Points: 7.5

Receivers

Mike Harley (49 rec., 730 yds, 6 TD)
Game Projections: 4.9 rec., 70.0 yds, .3 TD
Projected Points: 13.5

Brevin Jordan TE (30 rec., 480 yds, 5 TD)
Game Projections: 5.4 rec., 81.5 yds, .5 TD
Projected Points: 16.3

Mark Pope (30 rec., 386 yds, 2 TD)
Game Projections: 3.9 rec., 47.0 yds, .2 TD
Projected Points: 9.9

Dee Wiggins (30 rec., 351 yds, 3 TD)
Game Projections: 2.5 rec., 28.4 yds, .2 TD
Projected Points: 6.8

Will Mallory TE (18 rec., 262 yds, 4 TD)
Game Projections: 1.8 rec., 24.6 yds, .1 TD
Projected Points: 4.7

Quarterback

Spencer Sanders (1,702 pass yds, 10 TD; 224 rush yds, 2 TD)
Game Projections: 212.4 pass yds, 1.6 TD; 35.5 rush yds, .6 TD
Projected Points: 23.5

Running Backs

Dezmon Jackson (93 att., 526 yds, 4 TD; 5 rec., 14 yds)
Game Projections: 95.9 rush yds, .7 TD; 1.0 rec., 2.7 yds, .1 TD
Projected Points: 15.5

Dominic Richardson (37 att., 209 yds, 3 TD; rec., 12 yds)
Game Projections: 109.9 rush yds, .7 TD; .4 rec., 4.2 yds
Projected Points: 16.3

Receivers

Tylan Wallace (53 rec., 877 yds, 6 TD)
Game Projections: —
Projected Points: -

Dillon Stoner (37 rec., 530 yds, 3 TD)
Game Projections: 7.2 rec., 94.5 yds, .5 TD
Projected Points: 19.9

Braydon Johnson (20 rec., 248 yds, TD)
Game Projections: 3.4 rec., 39.3 yds, .2 TD
Projected Points: 15.0

Landon Wolf (21 rec., 201 yds, TD)
Game Projections: 5.2 rec., 46.5 yds, .4 TD
Projected Points: 12.3



Tay Martin (9 rec., 76 yds)
Game Projections: 3.0 rec., 23.7 yds, .2 TD
Projected Points: 6.8

Game Analysis: [Cheez-It Bowl Preview Video](#) (Click to watch)

<p>theCFFsite Picks</p>		<p>Last 5 Years</p>	<p>Key Injuries</p>
<p>Straight Up: Miami</p>	<p>Against the Spread: Miami</p>	<p>2015: Baylor 49 North Carolina 38 2016: Miami 31 West Virginia 14 2017: Oklahoma St. 30 Va. Tech 21 2018: Syracuse 34 West Virginia 18 2019: Notre Dame 33 Iowa State 9</p>	<p>Chuba Hubbard, RB-OKSt: out (declared) Jaylan Knighton, RB-MIA: out (shoulder) LD Brown, RB-OKSt: quest. (N/A) Tylan Wallace, WR-OKSt: quest. (Knee)</p>

Valero Alamo Bowl

San Antonio, Texas
 Tuesday, December 29, 2020–9:00pm ET (ESPN)
 Odds: Texas -13 (64)
 Projected Score: Texas 39-26

 <p>Texas 6-3 4th BIG 12</p>	<p>SCHEDULE UTEP 59-3 W @ Texas Tech 63-56 W TCU 31-33 L Oklahoma 53-45 L Baylor 27-16 W @ Oklahoma State 41-34 W West Virginia 17-13 W Iowa State 20-23 L @ Kansas State 69-31 W</p>	 <p>Colorado 4-1 2nd PAC 12 SOUTH</p>	<p>SCHEDULE UCLA 48-42 W @ Stanford 35-32 W San Diego State 20-10 W @ Arizona 24-13 W Utah 21-38 L</p>
<p>OFFENSE PPG—41.3 Rush Yds/Gm—183.3 Pass Yds/Gm—274.0</p>	<p>OFFENSE PPG—29.6 Rush Yds/Gm—218.4 Pass Yds/Gm—202.6</p>	<p>DEFENSE PPG—29.1 Rush Yds/Gm—136.1 Pass Yds/Gm—273.6</p>	<p>DEFENSE PPG—27.0 Rush Yds/Gm—156.8 Pass Yds/Gm—220.0</p>

Key Players

Quarterback

Sam Ehlinger (2,406 pass yds, 25 TD; 382 rush yds, 8 TD)
 Game Projections: 265.0 pass yds, 2.1 TD; 34.7 rush yds, .8 TD
 Projected Points: 28.9

Running Backs

Bijan Robinson (76 att., 520 yds, 3 TD; 13 rec., 159 yds)
 Game Projections: 87.8 rush yds, .6 TD; 1.1 rec., 12.7 yds, .1 TD
 Projected Points: 15.2

Roschon Johnson (70 att., 386 yds, 5 TD; 7 rec., 50 yds, TD)
 Game Projections: 53.2 rush yds, .6 TD; 1.5 rec., 10.3 yds, .1 TD
 Projected Points: 11.7

Receivers

Tarik Black (10 rec., 240 yds, TD)
 Game Projections: 2.3 rec., 51.3 yds, .3 TD
 Projected Points: 9.3

Joshua Moore (25 rec., 386 yds, 7 TD)
 Game Projections: 3.2 rec., 41.5 yds, .5 TD
 Projected Points: 10.5

Jake Smith (23 rec., 294 yds, 3 TD)
 Game Projections: 7.1 rec., 82.9 yds, .5 TD
 Projected Points: 18.4

Cade Brewer TE (13 rec., 110 yds, 2 TD)
 Game Projections: 2.8 rec., 22.8 yds, .3 TD
 Projected Points: 6.6

Quarterback

Sam Noyer (1,000 pass yds, 6 TD; 191 rush yds, 5 TD)
 Game Projections: 226.4 pass yds, 1.4 TD; 38.5 rush yds, .6 TD
 Projected Points: 23.5

Running Backs

Jarek Broussard (129 att., 813 yds, 3 TD; 7 rec., 52 yds)
 Game Projections: 128.8 rush yds, 1.2 TD; 1.2 rec., 8.3 yds, .1 TD
 Projected Points: 22.8

Jaren Mangham (23 att., 35 yds, 2 TD; rec., 10 yds)
 Game Projections: 11.9 rush yds, .1 TD; .8 rec., 7.9 yds
 Projected Points: 3.8

Receivers

Dimitri Stanley (16 rec., 249 yds, TD)
 Game Projections: 6.3 rec., 96.0 yds, .3 TD
 Projected Points: 17.7

Vontae Shenault (17 rec., 193 yds)
 Game Projections: 2.9 rec., 25.7 yds, .3 TD
 Projected Points: 19.9

K.D. Nixon (10 rec., 93 yds)
 Game Projections: 3.0 rec., 25.7 yds, .3 TD
 Projected Points: 7.0



Maurice Bell (9 rec., 89 yds, TD)
 Game Projections: 2.0 rec., 19.6 yds
 Projected Points: 3.9

Game Analysis: [Valero Alamo Bowl Preview Video](#) (click to watch)

<p>theCFFsite Picks</p>		<p>Last 5 Years</p>	<p>Key Injuries</p>
<p>Straight Up: Texas</p>	<p>Against the Spread: Texas</p>	<p>2015: TCU 47 Oregon 41 2016: Oklahoma St. 38 Colorado 8 2017: TCU 39 Stanford 37 2018: Washington St. 38 Iowa St. 26 2019: Texas 38 Utah 10</p>	<p>Keaontay Ingram, RB-TEX: quest. (ankle) Sam Noyer, QB-COL: quest. (Shoulder) Brennan Eagles, WR-TEX: out Jordan Whittington, WR-TEX: out</p>

Duke's Mayo Bowl

Charlotte, North Carolina
 Wednesday, December 30, 2020—12:00pm ET (ESPN)
 Odds: Wisconsin -6.5 (53.5)
 Projected Score: Wisconsin 30-24

 <p>Wisconsin 3-3 3rd BIG TEN WEST</p>	<p>SCHEDULE Illinois 45-7 W @Michigan 49-11 W @ Northwestern 7-17 L Indiana 6-14 L @ Iowa 7-28 L Minnesota 20-17 W</p>	 <p>Wake Forest 4-4 9th ACC</p>	<p>SCHEDULE Clemson 13-37 L @ NC State 42-45 L Campbell 66-14 W Virginia 40-23 W Virginia Tech 23-16 W @ Syracuse 38-14 W @ North Carolina 53-59 L @ Louisville 21-49 L</p>
<p>OFFENSE PPG—22.3 Rush Yds/Gm—171.7 Pass Yds/Gm—187.2</p>	<p>OFFENSE PPG—37.0 Rush Yds/Gm—169.6 Pass Yds/Gm—265.8</p>		
<p>DEFENSE PPG—15.7 Rush Yds/Gm—93.7 Pass Yds/Gm—169.8</p>	<p>DEFENSE PPG—31.6 Rush Yds/Gm—191.0 Pass Yds/Gm—265.9</p>		

Key Players

Quarterback

Graham Mertz (1,108 pass yds, 8 TD; 26 rush yds)
 Game Projections: 245.5 pass yds, 1.9 TD; 2.5 rush yds, .1 TD
 Projected Points: 19.8

Running Backs

Garrett Groshek (54 att., 259 yds, TD; 19 rec., 105 yds)
 Game Projections: 63.4 rush yds, .9 TD; .29 rec., 21.3 yds, .2 TD
 Projected Points: 17.6

Nakia Watson (53 att., 191 yds, 3 TD)
 Game Projections: 32.6 rush yds, .3 TD; .9 rec., .3 yds, .1 TD
 Projected Points: 6.5

Jalen Berger (45 att., 267 yds, TD; 2 rec., 13 yds)
 Game Projections: 64.7 rush yds, .6 TD; .8 rec., 6.5 yds, .1 TD
 Projected Points: 12.2

Receivers

Jake Ferguson TE (29 rec., 284 yds, 4 TD)
 Game Projections: 5.5 rec., 65.5 yds, .5 TD
 Projected Points: 14.8

Jack Dunn (22 rec., 195 yds, TD)
 Game Projections: 4.2 rec., 61.5 yds, .4 TD
 Projected Points: 12.9

Chimere Dike (10 rec., 154 yds, TD)
 Game Projections: 4.0 rec., 58.4 yds, .3 TD
 Projected Points: 11.8

Danny Davis (3 rec., 78 yds, TD)
 Game Projections: 2.5 rec., 26.9 yds, .2 TD
 Projected Points: 6.5

Quarterback

Sam Hartman (1,906 pass yds, 10 TD; 2 rush TD)
 Game Projections: 247.1 pass yds, 1.0 TD; .2 rush yds, .2 TD
 Projected Points: 16.6

Running Backs

Christian Beal-Smith (121 att., 650 yds, 4 TD; 3 rec., 22 yds)
 Game Projections: 66.7 rush yds, .6 TD; 1.4 rec., 9.3 yds, .1 TD
 Projected Points: 12.7

Justice Ellison (24 att., 96 yds, TD)
 Game Projections: 29.7 rush yds, .3 TD; .5 rec., .1 yds
 Projected Points: 5.4

Receivers

Jaquarii Roberson (54 rec., 795 yds, 5 TD)
 Game Projections: 7.1 rec., 93.6 yds, .3 TD
 Projected Points: 18.3

Taylor Morin (27 rec., 314 yds, 3 TD)
 Game Projections: 3.2 rec., 34.0 yds, .2 TD
 Projected Points: 7.8

Donavon Greene (23 rec., 460 yds, 2 TD)
 Game Projections: 2.5 rec., 44.8 yds, .1 TD
 Projected Points: 7.9

A.T Perry (15 rec., 211 yds, TD)
 Game Projections: 2.5 rec., 31.9 yds, .1 TD
 Projected Points: 6.6

Game Analysis: [Duke's Mayo Bowl Preview Video](#) (click to watch)

<p>theCFFsite Picks</p>		<p>Last 5 Years</p>	<p>Key Injuries</p>
<p>Straight Up: Wisconsin</p>	<p>Against the Spread: Wisconsin</p>	<p>2015: Mississippi St. 51 NC St. 28 2016: Virginia Tech 35 Arkansas 24 2017: Wake Forest 55 Texas A&M 52 2018: Virginia 28 South Carolina 0 2019: Kentucky 37 Virginia Tech 30</p>	<p>Kenneth Walker, RB-WF: out (opt-out) Donavon Greene, WR-WF: quest. (NA) Kendrick Pryor, WR-WIS: quest. (upper body)</p>


TransPerfect Music City Bowl

Nashville, Tennessee

Wednesday, December 30, 2020—4:00pm ET (ESPN)

Odds: Iowa -15 (50.5)

Projected Score: Iowa 33-18

 <p>Iowa 6-2 2nd BIG TEN WEST</p>	<p>SCHEDULE @ Purdue 20-24 L Northwestern 20-21 L Michigan State 49-7 W @ Minnesota 35-7 W @ Penn State 41-21 W Nebraska 26-20 W @ Illinois 35-21 W Wisconsin 28-7 W</p>	 <p>Missouri 5-5 3rd SEC EAST</p>	<p>SCHEDULE Alabama 19-38 L @ Tennessee 12-35 L LSU 45-41 W Kentucky 20-10 W @ Florida 17-41 L @ South Carolina 17-10 W Vanderbilt 41-0 W Arkansas 50-48 W Georgia 14-49 L @ Mississippi State 32-51 L</p>
<p>OFFENSE PPG—31.8 Rush Yds/Gm—171.0 Pass Yds/Gm—197.6</p>	<p>OFFENSE PPG—26.7 Rush Yds/Gm—135.2 Pass Yds/Gm—266.8</p>		
<p>DEFENSE PPG—16.0 Rush Yds/Gm—107.6 Pass Yds/Gm—206.1</p>	<p>DEFENSE PPG—32.3 Rush Yds/Gm—162.2 Pass Yds/Gm—245.5</p>		

Key Players

Quarterback

Spencer Petras (1,569 pass yds, 9 TD; 2 rush TD)

Game Projections: 209.7 pass yds, 1.2 TD; .3 TD

Projected Points: 16.4

Running Backs

Tyler Goodson (143 att., 762 yds, 7 TD; 15 rec., 152 yds)

Game Projections: 92.4 rush yds, 1.6 TD; 2.4 rec., 26.5 yds, .1 TD

Projected Points: 24.5

Mekhi Sargent (76 att., 432 yds, 7 TD)

Game Projections: 79.0 rush yds, 1.0 TD; .8 rec., 5.3 yds

Projected Points: 15.5

Receivers

Sam LaPorta TE (27 rec., 271 yds, TD)

Game Projections: 2.8 rec., 31.1 yds, .2 TD

Projected Points: 7.0

Ihmir Smith-Marsette (25 rec., 345 yds, 4 TD; 54 rush yds, TD)

Game Projections: —

Projected Points: —

Brandon Smith (23 rec., 231 yds, 2 TD)

Game Projections: 3.9 rec., 43.3 yds, .2 TD

Projected Points: 9.6

Nico Ragaini (18 rec., 191 yds)

Game Projections: 3.1 rec., 35.8 yds, .2 TD

Projected Points: 7.7

Shaun Beyer (11 rec., 158 yds, TD)

Game Projections: 2.9 rec., 44.6 yds, .2 TD

Projected Points: 8.3

Quarterback

Connor Bazalak (2,366 pass yds, 7 TD; 20 rush yds, 2 TD)

Game Projections: 226.1 pass yds, 1.0 TD

Projected Points: 15.9

Running Backs

Larry Rountree III (209 att., 972 yds, 14 TD; 15 rec., 100 yds)

Game Projections: 93.4 rush yds, 1.0 TD; 2.6 rec., 18.2 yds

Projected Points: 20.2

Tyler Badie (48 att., 242 yds, 4 TD; 28 rec., 333 yds, 2 TD)

Game Projections: 34.8 rush yds, .5 TD; .3.9 rec., 40.2 yds

Projected Points: 14.8

Receivers

Keke Chism (35 rec., 458 yds, TD)

Game Projections: 4.3 rec., 48.2 yds, .2 TD

Projected Points: 10.4

Damon Hazelton (30 rec., 397 yds, TD)

Game Projections: 3.2 rec., 36.2 yds, .2 TD

Projected Points: 7.8

Tauskie Dove (30 rec., 300 yds, 2 TD)

Game Projections: 3.2 rec., 26.9 yds, .2 TD

Projected Points: 6.9

Barrett Banister (27 rec., 252 yds)

Game Projections: 5.2 rec., 40.0 yds, .2 TD

Projected Points: 10.3

Niko Hea TE (14 rec., 130 yds, 2 TD)

Game Projections: 2.4 rec., 16.4 yds, .2 TD

Projected Points: 4.9

Game Analysis: [TransPerfect Music City Bowl Preview Video](#) (click to watch)

theCFFsite Picks		Last 5 Years	Key Injuries
Straight Up: Iowa	Against the Spread: Missouri	2015: Louisville 27 Teaxs A&M 21 2016: Tennessee 38 Nebraska 24 2017: Northwestern 24 Kentucky 23 2018: Auburn 63 Purdue 14 2019: Louisville 38 Miss. St. 28	Jalen Knox, WR-MIZ: quest. (leg) Ihmir Smith-Marsette, WR-IOW: out



Goodyear Cotton Bowl

Arlington, Texas

Wednesday, December 30, 2020—8:00pm ET (ESPN)

Odds: Oklahoma -3.5 (67.5)

Projected Score: Florida 37-34

 <p>Oklahoma 8-2 BIG 12 CHAMPION</p>	<p>SCHEDULE Missouri State 48-0 W Kansas State 35-38 L @ Iowa State 30-37 L Texas 53-45 W @ TCU 33-14 W @ Texas Tech 62-28 W Kansas 62-9 W Oklahoma State 41-13 W Baylor 27-14 W Iowa State 27-21 W</p>	 <p>Florida 8-3 1st SEC EAST</p>	<p>SCHEDULE @ Ole Miss 51-35 W South Carolina 38-24 W @ Texas A&M 38-41 L Missouri 41-17 W Georgia 44-28 W Arkansas 63-35 W @ Vanderbilt 38-17 W Kentucky 34-10 W @ Tennessee 31-19 W LSU 34-37 L Alabama 46-52 L</p>
<p>OFFENSE PPG—41.8 Rush Yds/Gm—154.2 Pass Yds/Gm—321.6</p>		<p>OFFENSE PPG—41.6 Rush Yds/Gm—120.5 Pass Yds/Gm—388.4</p>	
<p>DEFENSE PPG—21.9 Rush Yds/Gm—91.6 Pass Yds/Gm—243.0</p>		<p>DEFENSE PPG—28.6 Rush Yds/Gm—146.5 Pass Yds/Gm—258.3</p>	

Key Players

Quarterback

Spencer Rattler (2,784 pass yds, 25 TD; 120 rush yds, 5 TD)
Game Projections: 315.4 pass yds, 2.5 TD; 10.9 rush yds, .4 TD
Projected Points: 28.5

Running Backs

Rhamondre Stevenson (83 att., 479 yds, 6 TD; 18 rec., 211 yds)
Game Projections: 118.8 rush yds, 1.0 TD; 2.7 rec., 32.9 yds, .3 TD
Projected Points: 25.6

Seth McGowan (57 att., 297 yds, 3 TD; 10 rec., 131 yds, TD)
Game Projections: 27.5 rush yds, .2 TD; .9 rec., 11.5 yds, .1 TD
Projected Points: 6.9

Jeremiah Hall (17 rec., 206 yds, 5 TD)
Game Projections: 1.8 rec., 20.6 yds, .2 TD
Projected Points: 5.0

Receivers

Marvin Mims (36 rec., 583 yds, 8 TD)
Game Projections: 5.6 rec., 84.0 yds, .6 TD
Projected Points: 17.8

Theo Wease (36 rec., 494 yds, 3 TD)
Game Projections: 4.1 rec., 54.8 yds, .5 TD
Projected Points: 12.3

Charleston Rambo (23 rec., 267 yds, 2 TD)
Game Projections: 3.2 rec., 40.6 yds, .3 TD
Projected Points: 9.1

Jadon Haselwood (4 rec., 65 yds)
Game Projections: 2.9 rec., 38.4 yds, .3 TD
Projected Points: 6.8

Quarterback

Kyle Trask (4,125 pass yds, 43 TD; 50 rush yds, 3 TD)
Game Projections: 369.3 pass yds, 3.1 TD; 2.7 rush yds, .2 TD
Projected Points: 31.5

Running Backs

Dameon Pierce (95 att., 443 yds, 4 TD; 15 rec., 136 yds, TD)
Game Projections: 32.6 rush yds, .2 TD; 1.1 rec., 8.8 yds, .1 TD
Projected Points: 6.8

Malik Davis (59 att., 279 yds; 29 rec., 358 yds)
Game Projections: 29.5 rush yds, .2 TD; 1.5 rec., 17.2 yds, .1 TD
Projected Points: 7.7

Nay'quan Wright (50 att., 169 yds, 2 TD; 17 rec., 206 yds)
Game Projections: 18.5 rush yds, .2 TD; 2.9 rec., 33.5 yds, .1 TD
Projected Points: 9.6

Receivers

Kadarius Toney (70 rec., 984 yds, 10 TD)
Game Projections: 6.5 rec., 81.7 yds, .9 TD
Projected Points: 20.6

Trevon Grimes (38 rec., 589 yds, 9 TD)
Game Projections: 5.0 rec., 70.2 yds, .7 TD
Projected Points: 15.9

Jacob Copeland (23 rec., 246 yds, 3 TD)
Game Projections: 4.4 rec., 82.9 yds, .4 TD
Projected Points: 15.3

Kemore Gamble TE (9 rec., 147 yds, 3 TD yds)
Game Projections: 3.8 rec., 57.1 yds, .6 TD
Projected Points: 13.2

Keon Zipperer TE (7 rec., 107 yds, 2 TD)
Game Projections: 1.3 rec., 17.9 yds, .2 TD
Projected Points: 4.2

Game Analysis: [Goodyear Cotton Bowl Preview Video](#) (click to watch)

<p>theCFFsite Picks</p>		<p>Last 5 Years</p>	<p>Key Injuries</p>
<p>Straight Up: Oklahoma</p>	<p>Against the Spread: Oklahoma</p>	<p>2015: Alabama 38. Michigan St. 0 2016: Wisconsin 24 W. Michigan 16 2017: Ohio St. 24 USC 7 2018: Clemson 30 Notre Dame 3 2019: Penn St. 53 Memphis 39</p>	<p>TJ Pledger, RB-OKL: out (transfer) Kyle Pitts, TE; Trevon Grimes, WR; Kadarius Toney, WR; Jacob Copeland, WR-FLA: out Austin Stogner, TE-OKL: quest. (leg)</p>

Lockheed Martin Armed Forces Bowl

Fort Worth, Texas
 Thursday, December 31, 2020–12:00pm ET (ESPN)
 Odds: Tulsa -2.5 (50.5)
 Projected Score: Tulsa 27-24

 <p>Tulsa 6-2 2nd AAC</p>	<p>SCHEDULE @ Oklahoma State 7-16 L @ Central Florida 34-26 W @ South Florida 42-13 W East Carolina 34-30 W SMU 28-24 W Tulane 30-24 W @ Navy 19-6 W Cincinnati 24-27 L</p>	 <p>Mississippi State 3-7 6th SEC WEST</p>	<p>SCHEDULE @ LSU 44-34 W Arkansas 14-21 L @ Kentucky 2-24 L Texas A&M 14-28 L @ Alabama 0-41 L Vanderbilt 24-17 W @ Georgia 24-31 L @ Ole Miss 24-31 L Auburn 10-24 L Missouri 51-32 W</p>
<p>OFFENSE PPG—27.2 Rush Yds/Gm—164.4 Pass Yds/Gm—241.1</p>	<p>OFFENSE PPG—20.7 Rush Yds/Gm—36.0 Pass Yds/Gm—311.1</p>		
<p>DEFENSE PPG—20.8 Rush Yds/Gm—145.8 Pass Yds/Gm—194.1</p>	<p>DEFENSE PPG—28.3 Rush Yds/Gm—125.3 Pass Yds/Gm—255.0</p>		

Key Players

Quarterback

Zach Smith (1,601 pass yds, 12 TD)
 Game Projections: 258.9 pass yds, 2.2 TD; .1 rush TD
 Projected Points: 20.5

Running Backs

Corey Taylor II (85 att., 459 yds, 3 TD)
 Game Projections: 79.0 rush yds, .6 TD
 Projected Points: 11.7

T.K. Wilkerson (80 att., 317 yds, 4 TD; 2 rec., 4 yds)
 Game Projections: 31.0 rush yds, .3 TD
 Projected Points: 5.0

Deneric Prince (79 att, 434 yds, 3 TD; rec. 11 yds)
 Game Projections: 38.5 rush yds, .3 TD
 Projected Points: 5.7

Receivers

Keylon Stokes (37 rec., 527 yds, 2 TD; 61 rush yds)
 Game Projections: 6.5 rec., 85.9 yds, .5 TD
 Projected Points: 18.5

Josh Johnson (37 rec., 495 yds, 6 TD)
 Game Projections: 4.4 rec., 53.7 yds, .5 TD
 Projected Points: 13.0

J.C. Santana (30 rec., 342 yds, 4 TD)
 Game Projections: 5.3 rec., 64.0 yds, .5 TD
 Projected Points: 15.0

Sam Crawford Jr (24 rec., 334 yds, TD)
 Game Projections: 3.5 rec., 42.5 yds, .5 TD
 Projected Points: 11.0

Quarterback

Will Rogers (1,828 pass yds, 10 TD)
 Game Projections: 322.4 pass yds, 2.2 TD; .1 TD rush TD
 Projected Points: 23.8

Running Backs

Jo'quavious Marks (59 att., 240 yds, 2 TD; 56 rec., 238 yds)
 Game Projections: 28.5 rush yds, .2 TD; 4.0 rec., 17.2 yds, .1 TD
 Projected Points: 10.4

Dillon Johnson (41 att., 168 yds, 4 TD; 34 rec., 144 yds)
 Game Projections: 21.1 rush yds, .3 TD; 1.5 rec., 17.2 yds, .1 TD
 Projected Points: 8.4

Receivers

Jaden Walley (48 rec., 691 yds, 2 TD)
 Game Projections: 7.4 rec., 99.5 yds, .7 TD
 Projected Points: 21.3

Osirus Mitchell (46 rec., 502 yds, 4 TD)
 Game Projections: 6.8 rec., 79.8 yds, .5 TD
 Projected Points: 17.8

Austin Williams (40 rec., 330 yds, 3 TD)
 Game Projections: 5.6 rec., 47.3 yds, .3 TD
 Projected Points: 12.2

Malik Heath (34 rec., 291 yds, 3 TD)
 Game Projections: 5.0 rec., 43.5 yds, .3 TD
 Projected Points: 11.2

Game Analysis: [Lockheed Martin Armed Forces Bowl Preview Video](#) (click to watch)

<p>theCFFsite Picks</p>		<p>Last 5 Years</p>	<p>Key Injuries</p>
<p>Straight Up: Mississippi State</p>	<p>Against the Spread: Mississippi State</p>	<p>2015: Cal 55 Air Force 36 2016: Louisiana Tech 48 Navy 45 2017: Army 42 San Diego St. 35 2018: Army 70 Houston 14 2019: Tulane 30 Southern Miss 13</p>	



Arizona Bowl

Tucson, Arizona

Thursday, December 31, 2020–2:00pm ET (CBSSN)

Odds: San Jose State -8 (63)

Projected Score: San Jose State 36-28

 <p>San Jose State 7-0 MWC CHAMPION</p>	<p>SCHEDULE Air Force 17-6 W New Mexico 38-21 @ San Diego State 28-17 W UNLV 34-17 W @ Hawaii 35-24 W Nevada 30-20 W Boise State 34-20 W</p>	 <p>Ball State 6-1 MAC CHAMPION</p>	<p>SCHEDULE @ Miami (OH) 31-38 L Eastern Michigan 38-31 W Northern Illinois 31-25 W @ Toledo 27-24 W @ Central Michigan 45-20 W Western Michigan 30-27 W @ Buffalo 38-28 W</p>
<p>OFFENSE PPG—30.9 Rush Yds/Gm—143.4 Pass Yds/Gm—301.3</p>		<p>OFFENSE PPG—34.3 Rush Yds/Gm—177.0 Pass Yds/Gm—276.7</p>	
<p>DEFENSE PPG—17.9 Rush Yds/Gm—113.3 Pass Yds/Gm—227.1</p>		<p>DEFENSE PPG—27.6 Rush Yds/Gm—145.9 Pass Yds/Gm—295.9</p>	

Key Players

Quarterback

Nick Starkel (1,906 pass yds, 16 TD)

Game Projections: 315.4 pass yds, 2.5 TD; 10.9 rush yds, .4 TD

Projected Points: 28.5

Nick Nash (203 pass yds, 2 TD; 195 rush yds, rush TD)

Game Projections: 315.4 pass yds, 2.5 TD; 10.9 rush yds, .4 TD

Projected Points: 28.5

Running Backs

Kairee Robinson (73 att., 285 yds, 2 TD; 12 rec., 100 yds)

Game Projections: 118.8 rush yds, 1.0 TD; 2.7 rec., 32.9 yds, .3 TD

Projected Points: 25.6

Tyler Nevens (59 att., 478 yds, 5 TD; 4 rec., 7 yds)

Game Projections: 27.5 rush yds, .2 TD; .9 rec., 11.5 yds, .1 TD

Projected Points: 6.9

Receivers

Bailey Gaither (41 rec., 725 yds, 4 TD)

Game Projections: 5.6 rec., 84.0 yds, .6 TD

Projected Points: 17.8

Tre Walker (38 rec., 546 yds, 4 TD)

Game Projections: 4.1 rec., 54.8 yds, .5 TD

Projected Points: 12.3

Derrick Deese TE (19 rec., 239 yds, 5 TD)

Game Projections: 3.2 rec., 40.6 yds, .3 TD

Projected Points: 9.1

Isaiah Hamilton (10 rec., 167 yds, 2 TD)

Game Projections: 2.9 rec., 38.4 yds, .3 TD

Projected Points: 6.8

Quarterback

Drew Plitt (1,937 pass yds, 16 TD; 38 rush yds, 3 TD)

Game Projections: 251.1 pass yds, 1.6 TD; 5.1 rush yds, .4 TD

Projected Points: 20.9

Running Backs

Tye Evans (74 att., 344 yds, TD; 2 rec., 13 yds)

Game Projections: 56.3 rush yds, .4 TD; .4 rec., 1.8 yds

Projected Points: 8.8

Will Jones (47 att., 187 yds, TD; 2 rec., 11 yds)

Game Projections: 42.8 rush yds, .4 TD; .7 rec., 3.0 yds

Projected Points: 8.0

Receivers

Justin Hall (49 rec., 665 yds, 4 TD; 231 rush yds, TD)

Game Projections: 7.0 rec., 97.2 yds, .5 TD; 24.4 rush yds, .2 TD

Projected Points: 23.2

Yo'Heinz Tyler (38 rec., 504 yds, 7 TD)

Game Projections: 6.2 rec., 59.4 yds, .5 TD

Projected Points: 15.4

Antwan Davis (36 rec., 403 yds, TD)

Game Projections: 5.0 rec., 59.0 yds, .4 TD

Projected Points: 13.2

Jalen McGaughy (4 rec., 156 yds, 3 TD)

Game Projections: 1.0 rec., 24.9 yds, .2 TD



Projected Points: 4.5

Game Analysis: [Arizona Bowl Preview Video](#) (click to watch)

<p>theCFFsite Picks</p>		<p>Last 5 Years</p>	<p>Key Injuries</p>
<p>Straight Up: San Jose State</p>	<p>Against the Spread: San Jose State</p>	<p>2015: Nevada 28 Colorado St. 23 2016: Air Force 45 So. Alabama 21 2017: New Mexico St. 26 Utah St. 20 2018: Nevada 16 Arkansas St. 13 2019: Wyoming 38 Georgia St. 17</p>	<p>Caleb Huntley, RB-BALL: out (opt-out)</p>

AutoZone Liberty Bowl

Memphis, Tennessee
 Thursday, December 31, 2020—4:00pm ET (ESPN)
 Odds: West Virginia -8 (44.5)
 Projected Score: West Virginia 27-18

 <p>Army 9-2 INDEPENDENT</p>	<p>SCHEDULE Middle Tennessee 42-0 W UL Monroe 37-7 @ Cincinnati 10-24 L Abilene Christian 55-23 W The Citadel 14-9 W @ UTSA 28-16 W Mercer 49-3 W @ Tulane 12-38 L Georgia Southern 28-27 W Navy 15-0 W Air Force 10-7 W</p>	 <p>West Virginia 5-4 6th BIG 12</p>	<p>SCHEDULE E. Kentucky 56-10 W @ Oklahoma State 13-27 L Baylor 27-21 W Kansas 38-17 W @ Texas Tech 27-34 L Kansas State 37-10 W @ Texas 13-17 L TCU 24-6 W Iowa State 6-42 L</p>
<p>OFFENSE PPG—27.3 Rush Yds/Gm—281.0 Pass Yds/Gm—43.6</p>	<p>OFFENSE PPG—26.8 Rush Yds/Gm—145.4 Pass Yds/Gm—277.2</p>	<p>DEFENSE PPG—14.0 Rush Yds/Gm—121.2 Pass Yds/Gm—149.9</p>	<p>DEFENSE PPG—20.4 Rush Yds/Gm—126.2 Pass Yds/Gm—171.0</p>

Key Players

Quarterback

Tyhier Tyler (53 pass yds; 502 rush yds, 2 TD)
 Game Projections: 315.4 pass yds, 2.5 TD; 10.9 rush yds, .4 TD
 Projected Points: 28.5

Christian Anderson (158 pass yds, TD; 398 rush yds, 4 TD)
 Game Projections: 315.4 pass yds, TD; 398 rush yds, 4 TD
 Projected Points: 28.5

Running Backs

Jakobi Buchanan (111 att., 474 yds, 6 TD)
 Game Projections: 118.8 rush yds, 1.0 TD; 2.7 rec., 32.9 yds, .3 TD
 Projected Points: 25.6

Sandon McCoy (78 att., 250 yds, 10 TD)
 Game Projections: 27.5 rush yds, .2 TD; .9 rec., 11.5 yds, .1 TD
 Projected Points: 6.9

Tyrell Robinson (60 att., 424 yds; 6 rec., 117 yds, 2 TD)
 Game Projections: 27.5 rush yds, .2 TD; .9 rec., 11.5 yds, .1 TD
 Projected Points: 6.9

Anthony Adkins (42 att., 276 yds, 4 TD)
 Game Projections: 27.5 rush yds, .2 TD; .9 rec., 11.5 yds, .1 TD
 Projected Points: 6.9

Quarterback

Jarret Doege (2,428 pass yds, 13 TD; 2 rush TD)
 Game Projections: 278.5 pass yds, 1.4 TD; .2 rush TD
 Projected Points: 19.0

Running Backs

Leddie Brown (179 att., 945 yds, 9 TD; 31 rec., 202 yds, 2 TD)
 Game Projections: 103.6 rush yds, 1.1 TD; 4.4 rec. 32.5 yds
 Projected Points: 25.6

Alec Sinkfield (78 att., 327 yds, 3 TD; 9 rec., 55 yds)
 Game Projections: 34.1 rush yds, .3 TD; .8 rec., 5.8 yds
 Projected Points: 7.0

Receivers

Winston Wright Jr. (45 rec., 528 yds, 2 TD)
 Game Projections: 2.9 rec., 28.5 yds, .2 TD
 Projected Points: 7.2

Bryce Ford-Wheaton (23 rec., 365 yds, 3 TD)
 Game Projections: 2.2 rec., 37.4 yds, .1 TD
 Projected Points: 6.6

T.J. Simmons (19 rec., 345 yds, 2 TD)
 Game Projections: 4.2 rec., 65.7 yds, .2 TD
 Projected Points: 12.0

Sam James (29 rec., 273 yds, 2 TD)
 Game Projections: 2.2 rec., 23.7 yds, .1 TD
 Projected Points: 5.2

Sean Ryan (21 rec., 216 yds)
 Game Projections: 4.2 rec., 48.3 yds, .2 TD
 Projected Points: 10.2

Game Analysis: [AutoZone Liberty Bowl Preview Video](#) (click to watch)

theCFFsite Picks		Last 5 Years	Key Injuries
Straight Up: West Virginia	Against the Spread: Army	2015: Arkansas 45 Kansas St. 23 2016: Georgia 31 TCU 23 2017: Iowa St. 21 Memphis 20 2018: Oklahoma St. 38 Missouri 33 2019: Navy 20 Kansas St. 17	Bryce Ford-Wheatn, WR-WVU: quest. (N/A) Sam James, WR-WVU: quest. (N/A) Tyhier Tyler, QB-ARM: quest. (left last game w/ injury)



Mercari Texas Bowl

Houston, Texas

Thursday, December 31, 2020—8:00pm ET (ESPN)

Odds: TCU -5.5 (57.5)

Projected Score: TCU 32-26

 <p>Arkansas 3-7 6th SEC WEST</p>	<p>SCHEDULE Georgia 10-37 L @ Mississippi State 21-14 W @ Auburn 28-30 L Ole Miss 33-21 W @ Texas A&M 31-42 L Tennessee 24-13 W @ Florida 35-63 L LSU 24-27 L @ Missouri 48-50 L Alabama 3-52 L</p>	 <p>TCU 6-4 5th BIG 12</p>	<p>SCHEDULE Iowa State 34-37 L @ Texas 33-31 W Kansas State 14-21 L Oklahoma 14-33 L @ Baylor 33-23 W Texas Tech 34-18 W @ West Virginia 6-24 L @ Kansas 59-23 W Oklahoma State 29-22 W Louisiana Tech 52-10 W</p>
<p>OFFENSE PPG—25.7 Rush Yds/Gm—151.3 Pass Yds/Gm—240.2</p>		<p>OFFENSE PPG—30.8 Rush Yds/Gm—216.0 Pass Yds/Gm—196.3</p>	
<p>DEFENSE PPG—34.9 Rush Yds/Gm—192.1 Pass Yds/Gm—259.6</p>		<p>DEFENSE PPG—24.2 Rush Yds/Gm—127.5 Pass Yds/Gm—223.4</p>	

Key Players

Quarterback

Feleipe Franks (2,107 pass yds, 17 TD; 204 rush yds, TD)
Game Projections: 263.1 pass yds, 1.8 TD; 18.5 rush yds, .3 TD
Projected Points: 24.1

K.J. Jefferson (295 pass yds, 3 TD; 67 rush yds, 2 TD)
Game Projections: —
Projected Points: —

Running Backs

Trelon Smith (134 att., 710 yds, 5 TD; 22 rec., 159 yds, TD)
Game Projections: 102.8 rush yds, .7 TD; 1.5 rec., 9.8 yds, .2 TD
Projected Points: 17.7

T.J. Hammonds (14 att., 101 yds; 3 rec., 63 yds)
Game Projections: 19.5 rush yds, .3 TD; .7 rec., 12.8 yds
Projected Points: 5.4

Receivers

Treylon Burks (51 rec., 820 yds, 7 TD; 75 rush yds)
Game Projections: 7.1 rec., 106.3 yds, .6 TD
Projected Points: 21.8

Mike Woods (32 rec., 619 yds, 5 TD)
Game Projections: 5.1 rec., 89.6 yds, .5 TD
Projected Points: 16.7

Blake Kern TE (20 rec., 201 yds, 2 TD)
Game Projections: 2.0 rec., 17.6 yds, .4 TD
Projected Points: 5.9

Trey Knox (7 rec., 70 yds)
Game Projections: 1.8 rec., 17.4 yds, .1 TD
Projected Points: 4.1

Quarterback

Max Duggan (1,795 pass yds, 10 TD; 526 rush yds, 10 TD)
Game Projections: 235.0 pass yds, 1.3 TD; 46.6 rush yds, .6 TD
Projected Points: 24.8

Running Backs

Darwin Barlow (73 att., 428 yds, 4 TD; 9 rec., 44 yds)
Game Projections: 57.6 rush yds, .4 TD; 2.7 rec., 32.9 yds, .3 TD
Projected Points:

Zach Evans (54 att., 415 yds, 4 TD; 8 rec., 76 yds)
Game Projections: 118.8 rush yds, 1.0 TD; 2.7 rec., 32.9 yds, .3 TD
Projected Points:

Kendre Miller (54 att., 388 yds, 2 TD; rec)
Game Projections: 118.8 rush yds, 1.0 TD; 2.7 rec., 32.9 yds, .3 TD
Projected Points:

Emari Demercado (46 att., 199 yds; 10 rec., 110 yds)
Game Projections: 118.8 rush yds, 1.0 TD; 2.7 rec., 32.9 yds, .3 TD
Projected Points:

Receivers

Quentin Johnston (22 rec., 487 yds, 2 TD)
Game Projections: 4.0 rec., 81.4 yds, .3 TD
Projected Points: 14.0

Taye Barber (31 rec., 318 yds, 2 TD)
Game Projections: 3.3 rec., 32.9 yds, .2 TD
Projected Points: 8.8

Derius Davis (15 rec., 209 yds, TD)
Game Projections: 3.6 rec., 47.1 yds, .3 TD
Projected Points: 10.1

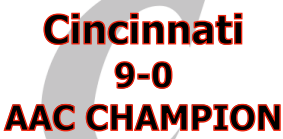

Pro Wells TE (13 rec., 195 yds, 3 TD)
Game Projections: 3.2 rec., 44.5 yds, .3 TD
Projected Points: 9.5

Game Analysis: [Mercari Texas Bowl Preview Video](#) (click to watch)

<p>theCFFsite Picks</p>		<p>Last 5 Years</p>	<p>Key Injuries</p>
<p>Straight Up: TCU</p>	<p>Against the Spread: TCU</p>	<p>2015: LSU 56 Texas Tech 27 2016: Kansas St. 33 Texas A&M 28 2017: Texas 33 Missouri 16 2018: Baylor 45 Vanderbilt 38 2019: Texas A&M 24 Okl. St. 21</p>	<p>Blair Conwright, WR-TCU: quest. (N/A)</p>

Chick-fil-A Peach Bowl

Atlanta, Georgia
 Friday, January 1, 2021—12:30pm ET (ESPN)
 Odds: Georgia -7 (50.5)
 Projected Score: Georgia 29-22

 <p>Cincinnati 9-0 AAC CHAMPION</p>	<p>SCHEDULE Austin Peay 55-20 W Army 24-10 W South Florida 28-7 W @ SMU 42-13 W Memphis 49-10 W Houston 38-10 W East Carolina 55-17 W @ Central Florida 36-33 W Tulsa 27-24 W</p>	 <p>Georgia 7-2 2nd SEC EAST</p>	<p>SCHEDULE @ Arkansas 37-10 W Auburn 27-6 W Tennessee 44-21 W @ Alabama 24-41 L @ Kentucky 14-3 W Florida 28-44 L Mississippi State 31-24 W @ South Carolina 45-16 W @ Missouri 49-14 W</p>
<p>OFFENSE PPG—39.3 Rush Yds/Gm—225.0 Pass Yds/Gm—242.2</p>		<p>OFFENSE PPG—33.2 Rush Yds/Gm—188.6 Pass Yds/Gm—232.8</p>	
<p>DEFENSE PPG—16.0 Rush Yds/Gm—122.1 Pass Yds/Gm—192.3</p>		<p>DEFENSE PPG—19.9 Rush Yds/Gm—69.3 Pass Yds/Gm—253.4</p>	

Key Players

Quarterback

Desmond Ridder (2,090 pass yds, 17 TD; 609 rush yds, 12 TD)
 Game Projections: 216.3 pass yds, 1.6 TD; 43.0 rush yds, .8 TD
 Projected Points: 25.9

Running Backs

Gerrid Doaks (144 att., 673 yds, 7 TD; 14 rec., 202 yds, 2 TD)
 Game Projections: 37.5 rush yds, .4 TD; .1 rec., .8 yds, .1 TD
 Projected Points: 6.9

Jerome Ford (65 att., 386 yds, 7 TD; 6 rec., 36 yds)
 Game Projections: 53.7 rush yds, .4 TD; 1.7 rec., 8.5 yds, .1 TD
 Projected Points: 10.9

Receivers

Josh Whyte TE (25 rec., 318 yds, 5 TD)
 Game Projections: 3.6 rec., 34.3 yds, .2 TD
 Projected Points: 8.4

Jayshon Jackson (22 rec., 309 yds, TD)
 Game Projections: 2.9 rec., 34.6 yds, .2 TD
 Projected Points: 7.6

Alec Pierce (14 rec., 287 yds, 2 TD)
 Game Projections: 3.9 rec., 48.7 yds, .3 TD
 Projected Points: 10.3

Michael Young Jr. (25 rec., 273 yds, 3 TD)
 Game Projections: 3.0 rec., 27.7 yds, .2 TD
 Projected Points: 7.2

Tre Tucker (18 rec., 236 yds, 3 TD)
 Game Projections: 1.9 rec., 20.3 yds, .1 TD
 Projected Points: 4.7

Quarterback

JT Daniels (839 pass yds, 9 TD)
 Game Projections: 271.5 pass yds, 1.9 TD; .1 TD
 Projected Points: 19.9

Running Backs

Zamir White (133 att., 740 yds, 10 TD; 5 rec., 32 yds)
 Game Projections: 93.4 rush yds, .8 TD; .8 rec., 6.7 yds, .1 TD
 Projected Points: 16.1

James Cook (45 att., 303 yds, 3 TD; 16 rec., 225 yds, 2 TD)
 Game Projections: 46.5 rush yds, .2 TD; 1.7 rec., 29.4 yds, .2 TD
 Projected Points: 11.7

Kenny McIntosh (42 att., 234 yds, TD; 5 rec., 68 yds)
 Game Projections: 29.1 rush yds, .2 TD
 Projected Points: 4.5

Receivers

George Pickens (29 rec., 378 yds, 5 TD)
 Game Projections: 4.7 rec., 71.4 yds, .5 TD
 Projected Points: 15.1

Jermaine Burton (26 rec., 398 yds, 3 TD)
 Game Projections: 3.8 rec., 73.3 yds, .5 TD
 Projected Points: 14.2

Kearis Jackson (33 rec., 467 yds, 3 TD)
 Game Projections: 2.7 rec., 45.1 yds, .3 TD
 Projected Points: 9.0

Tre McKitty TE (6 rec., 108 yds, TD)
 Game Projections: 1.9 rec., 21.2 yds, .2 TD
 Projected Points: 5.3

Game Analysis: [Chick-fil-A Peach Bowl Preview Video](#) (coming later this week)

<p>theCFFsite Picks</p>		<p>Last 5 Years</p>	<p>Key Injuries</p>
<p>Straight Up: Georgia</p>	<p>Against the Spread: Georgia</p>	<p>2015: Houston 38 Florida St. 24 2016: Alabama 24 Washington 7 2017: Central Florida 34 Auburn 27 2018: Florida 41 Michigan 15 2019: LSU 63 Oklahoma 28</p>	<p>Kendall Milton, RB-UGA: quest. (knee)</p>

Vrbo Citrus Bowl

Orlando, Florida
 Friday, January 1, 2021—1:00pm ET (ABC)
 Odds: Northwestern -3.5 (43.5)
 Projected Score: Northwestern 24-20

 <p>Northwestern 6-2 1st BIG TEN WEST</p>	<p>SCHEDULE Maryland 43-3 W @ Iowa 21-20 W Nebraska 21-13 W @ Purdue 27-20 W Wisconsin 17-7 W @ Michigan State 20-29 L Illinois 28-10 W Ohio State 10-22 L</p>	 <p>Auburn 6-4 3rd SEC WEST</p>	<p>SCHEDULE Kentucky 29-13 W @ Georgia 6-27 L Arkansas 30-28 W @ South Carolina 22-30 L @ Ole Miss 35-28 W LSU 48-11 W Tennessee 30-17 W @ Alabama 13-42 L Texas A&M 20-31 L @ Mississippi State 24-10 W</p>
<p>OFFENSE PPG—23.4 Rush Yds/Gm—162.4 Pass Yds/Gm—186.3</p>	<p>OFFENSE PPG—25.7 Rush Yds/Gm—172.7 Pass Yds/Gm—212.3</p>	<p>DEFENSE PPG—15.5 Rush Yds/Gm—156.5 Pass Yds/Gm—182.3</p>	<p>DEFENSE PPG—23.7 Rush Yds/Gm—163.1 Pass Yds/Gm—237.8</p>

Key Players

Quarterback

Peyton Ramsey (1,442 pass yds, 9 TD; 213 rush yds, 2 TD)
 Game Projections: 211.6 pass yds, 1.4 TD; 19.4 rush yds, .4 TD
 Projected Points: 19.6

Running Backs

Cam Porter (48 att., 235 yds, 4 TD; 6 rec., 30 yds)
 Game Projections: 100.7 rush yds, .9 TD
 Projected Points: 15.2

Drake Anderson (62 att., 256 yds, 2 TD; 4 rec., 28)
 Game Projections: 34.3 rush yds, .3 TD; .8 rec., 6.0 yds
 Projected Points: 7.2

Evan Hull (23 att., 202 yds, 2 TD; 4 rec., 31)
 Game Projections: 25.4 rush yds, .1 TD; 1.0 rec., 11.6 yds
 Projected Points: 5.5

Receivers

Ramaud Chiaokhiao-Bowman (39 rec., 540 yds, 4 TD)
 Game Projections: 5.8 rec., 86.9 yds, .5 TD
 Projected Points: 17.4

John Raine TE (18 rec., 157 yds, TD)
 Game Projections: 5.6 rec., 61.8 yds, .3 TD
 Projected Points: 13.6

Riley Lees (15 rec., 157 yds, TD)
 Game Projections: 2.3 rec., 31.1 yds, .3 TD
 Projected Points: 7.1

Charlie Mangieri TE (7 rec., 53 yds, 2 TD)
 Game Projections: 1.8 rec., 14.2 yds, .2 TD
 Projected Points: 4.4

Quarterback

Bo Nix (2,123 pass yds, 11 TD; 356 rush yds, 7 TD)
 Game Projections: 213.1 pass yds, 1.2 TD; 25.4 rush yds, .3 TD
 Projected Points: 19.1

Running Backs

Tank Bigsby (138 att., 834 yds, 5 TD; 11 rec., 84 yds)
 Game Projections: 91.5 rush yds, .6 TD; .9 rec., 6.9 yds
 Projected Points: 14.7

Shaun Shivers (53 att., 261 yds, TD; 8 rec., 44 yds)
 Game Projections: 35.0 rush yds, .1 TD; .1 rec., .3 yds
 Projected Points: 4.6

Mark-Antony Richards (20 att., 76 yds)
 Game Projections: 13.9 rush yds, .1 TD
 Projected Points:

Receivers

Anthony Schwartz (54 rec., 636 yds, 3 TD)
 Game Projections: 5.8 rec., 65.9 yds, .3 TD
 Projected Points: 14.4

Seth Williams (42 rec., 688 yds, 4 TD)
 Game Projections: 5.5 rec., 86.8 yds, .5 TD
 Projected Points: 17.0

Eli Stove (40 rec., 330 yds, 3 TD)
 Game Projections: 5.5 rec., 45.2 yds, .3 TD
 Projected Points: 12.1

Game Analysis: [Vrbo Citrus Bowl Preview Video](#) (click to watch)

<p>theCFFsite Picks</p>		<p>Last 5 Years</p>	<p>Key Injuries</p>
<p>Straight Up: Northwestern</p>	<p>Against the Spread: Northwestern</p>	<p>2015: Michigan 41 Florida 7 2016: LSU 29 Louisville 9 2017: Notre Dame 21 LSU 17 2018: Kentucky 27 Penn State 24 2019: Alabama 35 Michigan 16</p>	<p>Kyric McGowan, NW-WR: out (transfer) Isiah Bowser, RB-NW: out (transfer)</p>



Rose Bowl Game

Arlington, Texas

Friday, January 1, 2021–5:00pm ET (ESPN)

Odds: Alabama -20 (65.5)

Projected Score: Alabama 43-23

 <p>Alabama 11-0 SEC CHAMPION</p>	<p>SCHEDULE @ Missouri 38-19 W Texas A&M 52-24 W @ Ole Miss 63-48 Georgia 41-24 W @ Tennessee 48-17 W Mississippi State 41-0 W Kentucky 63-3 W Auburn 42-13 W @ LSU 55-17 W @ Arkansas 52-3 W Florida 52-46 W</p>	 <p>Notre Dame 10-1 2nd ACC</p>	<p>SCHEDULE Duke 27-13 W South Florida 52-0 W Florida St. 42-26 W Louisville 12-7 W @ Pitt 45-3 W @ Georgia Tech 31-13 W Clemson 47-40 W @ Boston College 45-31 W @ North Carolina 31-17 W Syracuse 45-21 W Clemson 10-34 L</p>
<p>OFFENSE PPG—49.7 Rush Yds/Gm—189.8 Pass Yds/Gm—354.1</p>	<p>OFFENSE PPG—35.2 Rush Yds/Gm—217.6 Pass Yds/Gm—237.5</p>		
<p>DEFENSE PPG—19.5 Rush Yds/Gm—107.6 Pass Yds/Gm—243.5</p>	<p>DEFENSE PPG—18.6 Rush Yds/Gm—110.5 Pass Yds/Gm—224.5</p>		

Key Players

Quarterback

Mac Jones (3,739 pass yds, 32 TD; 175 rush TD)
 Game Projections: 332.3 pass yds, 2.5 TD; 11.8 rush yds, .5 TD
 Projected Points: 30.1

Running Backs

Najee Harris (214 att., 1,262 yds, 24 TD; 32 rec., 316 yds, 3 TD)
 Game Projections: 140.0 rush yds, 1.8 TD; 3.5 rec., 35.2 yds, .4 TD
 Projected Points: 32.9

Brian Robinson Jr. (78 att., 404 yds, 6 TD; 6 rec., 26 yds)
 Game Projections: 27.4 rush yds, .2 TD; .9 rec., 8.7 yds, .1 TD
 Projected Points: 6.5

Receivers

Devonta Smith (98 rec., 1,511 yds, 17 TD; rush TD)
 Game Projections: 8.2 rec., 143.5 yds, 1.0 TD
 Projected Points: 28.3

John Metchie (44 rec., 782 yds, 6 TD)
 Game Projections: 5.7 rec., 94.1 yds, .6 TD
 Projected Points: 18.9

Miller Forristall (20 rec., 222 yds, TD)
 Game Projections: 1.6 rec., 21.5 yds, .2 TD
 Projected Points: 5.0

Slade Bolden (19 rec., 232 yds)
 Game Projections: 1.6 rec., 20.0 yds, .1 TD
 Projected Points: 3.6

Jahleel Billingsley (12 rec., 221 yds, 2 TD)
 Game Projections: 1.0 rec., 9.4 yds, .3 TD
 Projected Points: 3.4

Quarterback

Ian Book (2,600 pass yds, 15 TD; 430 rush yds, 8 TD)
 Game Projections: 268.5 pass yds, 1.6 TD; 26.4 rush yds, .3 TD
 Projected Points: 23.5

Running Backs

Kyren Williams (195 att., 1,061 yds, 12 TD; 27 rec., 282 yds, TD)
 Game Projections: 100.1 rush yds, 1.0 TD; 2.5 rec., 31.2 yds, .2 TD
 Projected Points: 22.5

Chris Tyree (68 att., 480 yds, 4 TD; 4 rec., 28 yds)
 Game Projections: 27.8 rush yds, .2 TD; .7 rec., 5.5 yds
 Projected Points: 5.7

Receivers

Javon McKinley (40 rec., 697 yds, 3 TD)
 Game Projections: 3.7 rec., 72.7 yds, .3 TD
 Projected Points: 12.9

Ben Skowronek (25 rec., 398 yds, 5 TD)
 Game Projections: 4.8 rec., 47.7 yds, .3 TD
 Projected Points: 11.6

Avery Davis (23 rec., 307 yds, 2 TD)
 Game Projections: 2.1 rec., 33.3 yds, .2 TD
 Projected Points: 6.4

Michael Mayer TE (35 rec., 388 yds, 2 TD)
 Game Projections: 3.9 rec., 49.4 yds, .3 TD
 Projected Points: 10.4

Tommy Tremble TE (19 rec., 212 yds)
 Game Projections: 1.8 rec., 20.7 yds, .2 TD
 Projected Points: 5.0

Game Analysis: [Rose Bowl Game Preview Video](#) (click to watch)

<p>theCFFsite Picks</p>		<p>Last 5 Years</p>	<p>Key Injuries</p>
<p>Straight Up: Alabama</p>	<p>Against the Spread: Notre Dame</p>	<p>2015: Stanford 45 Iowa 16 2016: USC 52 Penn State 49 2017: Georgia 54 Oklahoma 48 2018: Ohio State 28 Washington 23 2019: Oregon 28 Wisconsin 27</p>	<p>—</p>

Allstate Sugar Bowl

New Orleans, Louisiana
 Friday, January 1, 2021—8:45pm ET (ESPN)
 Odds: Clemson -7.5 (65.5)
 Projected Score: Clemson 37-29

Clemson 10-1 ACC CHAMPION	SCHEDULE @ Wake Forest 37-13 W Citadel 49-0 W Virginia 41-23 W Miami 42-17 W @ Georgia Tech 73-7 W Syracuse 47-21 W Boston College 34-28 W @ Notre Dame 40-47 L Pitt 52-17 W @ Virginia Tech 45-10 W Notre Dame 34-10 W	Ohio State 6-0 BIG TEN CHAMPION	SCHEDULE Nebraska 52-17 W @ Penn State 38-25 W Rutgers 49-27 W Indiana 42-35 W @ Michigan State 52-12 W Northwestern 22-10 W
OFFENSE PPG—44.9 Rush Yds/Gm—163.8 Pass Yds/Gm—343.8		OFFENSE PPG—42.5 Rush Yds/Gm—275.7 Pass Yds/Gm—253.5	
DEFENSE PPG—17.5 Rush Yds/Gm—99.8 Pass Yds/Gm—198.6		DEFENSE PPG—21.0 Rush Yds/Gm—96.7 Pass Yds/Gm—260.8	

Key Players

Quarterback

Trevor Lawrence (2,753 pass yds, 22 TD; 211 rush 7 TD)
 Game Projections: 323.9 pass yds, 2.0 TD; 27.7 rush yds, .8 TD
 Projected Points: 31.2

Running Backs

Travis Etienne (158 att., 882 yds, 13 TD; 44 rec., 524 yds, 2 TD)
 Game Projections: 121.2 rush yds, 1.3 TD; 3.5 rec., 35.2 yds, .3 TD
 Projected Points: 28.6

Lyn-J Dixon (40 att., 170 yds, 2 TD; 2 rec., 21 yds)
 Game Projections: 6.6 rush yds, .3 TD; 1.1 rec., 8.1 yds, .1 TD
 Projected Points: .7

Chez Mellusi (27 att., 151 yds, 3 TD; 5 rec., 38 yds, TD)
 Game Projections: 8.6 rush yds, .3 TD; 1.1 rec., 8.1 yds, .1 TD
 Projected Points: .9

Receivers

Amari Rodgers (69 rec., 966 yds, 7 TD)
 Game Projections: 8.1 rec., 90.3 yds, .7 TD
 Projected Points: 21.2

Cornell Powell (45 rec., 743 yds, 5 TD)
 Game Projections: 6.7 rec., 89.7 yds, .6 TD
 Projected Points: 19.1

Braden Galloway TE (25 rec., 331 yds, 2 TD)
 Game Projections: 3.1 rec., 35.1 yds, .2 TD
 Projected Points: 7.9

E.J. Williams (19 rec., 261 yds, 2 TD)
 Game Projections: 3.0 rec., 29.6 yds, .2 TD
 Projected Points: 7.0

Quarterback

Justin Fields (1,521 pass yds, 15 TD; 274 rush yds, 5 TD)
 Game Projections: 276.8 pass yds, 2.0 TD; 26.8 rush yds, .5 TD
 Projected Points: 27.0

Running Backs

Master Teague (89 att., 449 yds, 6 TD; 4 rec., 45 yds)
 Game Projections: 65.5 rush yds, .8 TD; .1 rec., 1.3 yds, .1 TD
 Projected Points: 12.1

Trey Sermon (84 att., 675 yds, 3 TD; 8 rec., 34 yds)
 Game Projections: 73.7 rush yds, .8 TD; 2.7 rec., 17.0 yds, .1 TD
 Projected Points: 16.9

Receivers

Garrett Wilson (38 rec., 621 yds, 5 TD; 67 rush yds)
 Game Projections: 7.4 rec., 114.1 yds, .7 TD
 Projected Points: 22.8

Chris Olave (36 rec., 528 yds, 5 TD)
 Game Projections: 6.0 rec., 94.3 yds, .6 TD
 Projected Points: 19.1



Jeremy Ruckert TE (9 rec., 60 yds, 3 TD)
 Game Projections: 1.9 rec., 14.0 yds, .2 TD
 Projected Points: 6.6

Game Analysis: [Allstate Sugar Bowl Preview Video](#) (click to watch)

theCFFsite Picks		Last 5 Years	Key Injuries
Straight Up: Clemson	Against the Spread: Clemson	2015: Ole Miss 48 Oklahoma St. 20 2016: Oklahoma 35 Auburn 19 2017: Alabama 24 Clemson 6 2018: Texas 28 Georgia 21 2019: Georgia 26 Baylor 14	—

TaxSlayer Gator Bowl

Jacksonville, Florida
 Saturday, January 2, 2021—12:00pm ET (ESPN)
 Odds: NC State -2.5 (51.5)
 Projected Score: NC State 27-24

 <p>NC State 8-3 4th ACC</p>	<p>SCHEDULE Wake Forest 45-42 @ Virginia Tech 24-45 L @ Pitt 30-29 W @ Virginia 38-21 W Duke 31-20 W @ North Carolina 21-48 W Miami 41-44 L Florida St. 38-22 W Liberty 15-14 W @ Syracuse 36-29 W Georgia Tech 23-13 W</p>	 <p>Kentucky 4-6 4th SEC EAST</p>	<p>SCHEDULE @ Auburn 13-29 L Ole Miss 41-42 L Mississippi State 24-2 W @ Tennessee 34-7 W @ Missouri 10-20 L Georgia 3-14 L Vanderbilt 38-35 W @ Alabama 3-63 L @ Florida 10-34 L South Carolina 41-18 W</p>
<p>OFFENSE PPG—31.1 Rush Yds/Gm—129.1 Pass Yds/Gm—262.4</p>	<p>OFFENSE PPG—21.7 Rush Yds/Gm—187.4 Pass Yds/Gm—124.1</p>		
<p>DEFENSE PPG—29.7 Rush Yds/Gm—163.5 Pass Yds/Gm—254.6</p>	<p>DEFENSE PPG—26.4 Rush Yds/Gm—166.7 Pass Yds/Gm—220.3</p>		

Key Players

Quarterback

Bailey Hockman (1,820 pass yds, 12 TD; 3 rush TD)
 Game Projections: 255.7 pass yds, 1.7 TD; .4 rush TD
 Projected Points: 21.3

Running Backs

Zonovan Knight (131 att., 736 yds, 9 TD; 20 rec., 136 yds)
 Game Projections: 76.9 rush yds, .8 TD; 1.8 rec., 10.5 yds, .1 TD
 Projected Points: 15.7

Ricky Person Jr. (142 att., 646 yds, 4 TD; 16 rec., 120 yds)
 Game Projections: 51.7 rush yds, .7 TD; 1.0 rec., 6.6 yds, .1 TD
 Projected Points: 11.5

Receivers

Emeka Emezie (42 rec., 694 yds, 5 TD)
 Game Projections: 4.6 rec., 64.4 yds, .4 TD
 Projected Points: 13.3

Thayer Thomas (39 rec., 483 yds, 6 TD)
 Game Projections: 5.4 rec., 56.9 yds, .5 TD
 Projected Points: 14.2

Cary Angeline (27 rec., 412 yds, 6 TD)
 Game Projections: 4.1 rec., 53.0 yds, .3 TD
 Projected Points: 11.0

Devin Carter (26 rec., 442 yds, 2 TD)
 Game Projections: 3.4 rec., 48.1 yds, .2 TD
 Projected Points: 9.1

Porter Rooks (22 rec., 235 yds)
 Game Projections: 1.8 rec., 16.1 yds, .2 TD
 Projected Points: 4.5

Quarterback

Terry Wilson (1,092 pass yds, 7 TD; 410 rush yds, 5 TD)
 Game Projections: 162.9 pass yds, 1.0 TD; 42.3 rush yds, .5 TD
 Projected Points: 18.9

Running Backs

Christopher Rodriguez Jr. (102 att., 701 yds, 9 TD; rec., 12 yds)
 Game Projections: 81.1 rush yds, .8 TD; .8 rec., 7.2 yds
 Projected Points: 14.3

Asim Rose (94 att., 518 yds, 2 TD; 10 rec., 83 yds)
 Game Projections: 46.2 rush yds, .5 TD; .8 rec., 7.3 yds
 Projected Points: 9.1

Kavosiey Smoke (38 att., 184 yds, TD; 5 rec., 25 yds)
 Game Projections: 19.7 rush yds, .2 TD
 Projected Points: 3.1

Receivers

Josh Ali (48 rec., 459 yds, TD)
 Game Projections: 5.2 rec., 54.2 yds, .4 TD
 Projected Points: 12.8

Keaton Upshaw TE (14 rec., 173 yds, 3 TD)
 Game Projections: 2.3 rec., 30.4 yds, .3 TD
 Projected Points: 6.9

Justin Rigg TE (11 rec., 137 yds, TD)
 Game Projections: 2.4 rec., 32.6 yds, .2 TD
 Projected Points: 6.6

Allen Dailey (13 rec., 122 yds, TD)
 Game Projections: 2.4 rec., 24.7 yds, .2 TD
 Projected Points: 5.8

Game Analysis: [TaxSlayer Gator Bowl Preview Video](#) (click to watch)

theCFFsite Picks

Straight Up:
Kentucky

Against the Spread:
Kentucky

Last 5 Years

2015: Georgia 24 Penn State 17
 2016: Georgia Tech 33 Kentucky 18
 2017: Mississippi St. 31 Louisville 27
 2018: Texas A&M 52 NC State 13
 2019: Tennessee 23 Indiana 22

Key Injuries


Outback Bowl

Tampa, Florida

Saturday, January 2, 2021–12:30pm ET (ABC)

Odds: Indiana -6.5 (67)

Projected Score: Indiana 37-30

Indiana 6-1 2nd BIG TEN EAST	SCHEDULE Penn State 36-35 W @ Rutgers 37-21 W Michigan 38-21 W @ Michigan State 24-0 @ Ohio State 35-42 L Maryland 27-11 W @ Wisconsin 14-6 W	 Ole Miss 4-5 5th SEC WEST	SCHEDULE Florida 35-51 L @ Kentucky 42-41 W Alabama 48-63 L @ Arkansas 21-33 L Auburn 35-28 L @ Vanderbilt 54-21 W South Carolina 59-42 W Mississippi State 31-24 W @ LSU 48-53 L
OFFENSE PPG—30.1 Rush Yds/Gm—103.7 Pass Yds/Gm—258.0		OFFENSE PPG—40.7 Rush Yds/Gm—218.1 Pass Yds/Gm—344.8	
DEFENSE PPG—19.4 Rush Yds/Gm—135.7 Pass Yds/Gm—226.0		DEFENSE PPG—40.3 Rush Yds/Gm—211.2 Pass Yds/Gm—324.4	

Key Players

Quarterback

Jack Tuttle (161 pass yds, 2 TD; 11 rush yds)
 Game Projections: 279.2 pass yds, 2.6 TD; 11.0 rush yds, .3 TD
 Projected Points: 26.8

Running Backs

Stevie Scott (137 att., 462 yds, 8 TD; 11 rec., 52 yds)
 Game Projections: 100.9 rush yds, 1.1 TD; 1.9 rec., 9.4 yds
 Projected Points: 19.5

David Ellis (11 att., 45 yds; 10 rec., 118 yds, TD)
 Game Projections: 13.5 rush yds, .1 TD; 1.9 rec., 17.3 yds, .1 TD
 Projected Points: 6.5

Tim Baldwin (19 att., 124 yds)
 Game Projections: 18.4 rush yds, .1 TD
 Projected Points: 2.6

Receivers

Ty Fryfogle (34 rec., 687 yds, 7 TD)
 Game Projections: 5.4 rec., 95.1 yds, .9 TD
 Projected Points: 20.0

Whop Philyor (36 rec., 414 yds, 3 TD)
 Game Projections: 4.4 rec., 54.2 yds, .6 TD
 Projected Points: 13.5

Peyton Hendershot TE (23 rec., 151 yds, 4 TD)
 Game Projections: 3.3 rec., 23.8 yds, .7 TD
 Projected Points: 9.6

Miles Marshall (17 rec., 257 yds, TD)
 Game Projections: 4.9 rec., 66.6 yds, .3 TD
 Projected Points: 13.4

Quarterback

Matt Corral (2,995 pass yds, 27 TD; 469 rush yds, 4 TD)
 Game Projections: 328.9 pass yds, 2.2 TD; 27.3 rush yds, .3 TD
 Projected Points: 28.9

Running Backs

Jerrion Ealy (147 att., 745 yds, 9 TD; 15 rec., 155 yds, TD)
 Game Projections: 73.9 rush yds, .7 TD; 1.8 rec., 17.0 yds, .2 TD
 Projected Points: 15.7

Snoop Connor (87 att., 378 yds, 7 TD; 10 rec., 74 yds)
 Game Projections: 7.9 rush yds, .1 TD; .7 rec., 5.0 yds
 Projected Points: 2.5

Henry Parrish Jr. (39 att., 200 yds, 2 TD; 5 rec., 40 yds)
 Game Projections: 43.1 rush yds, .4 TD; 2.4 rec., 19.5 yds, .2 TD
 Projected Points: 12.3

Receivers

Braylon Sanders (14 rec., 370 yds, 4 TD)
 Game Projections: 6.3 rec., 109.7 yds, .6 TD
 Projected Points: 20.8

Jonathan Mingo (24 rec., 349 yds, 3 TD)
 Game Projections: 4.6 rec., 63.8 yds, .4 TD
 Projected Points: 13.4

Dontario Drummond (19 rec., 307 yds, 6 TD)
 Game Projections: 5.4 rec., 83.2 yds, .5 TD
 Projected Points: 16.5

Casey Kelly TE (2 rec., 66 yds)
 Game Projections: 3.4 rec., 30.5 yds, .3 TD
 Projected Points: 8.3

Game Analysis: [Outback Bowl Preview Video](#) (click to watch)

theCFFsite Picks		Last 5 Years	Key Injuries
Straight Up: Indiana	Against the Spread: Ole Miss	2015: Tennessee 45 Northwestern 6 2016: Florida 30 Iowa 3 2017: South Carolina 26 Michigan 19 2018: Iowa 27 Mississippi St. 22 2019: Minnesota 31 Auburn 24	Elijah Moore, WR-MISS: out (opt-out) Kenny Yeboah, TE-MISS: out (opt-out) Michael Penix, QB-IND: out (knee)


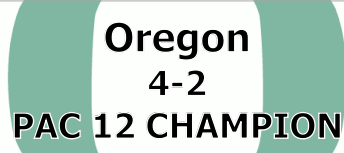
PlayStation Fiesta Bowl

Glendale, Arizona

Saturday, January 2, 2021—4:00pm ET (ESPN)

Odds: Iowa State -4.5 (57)

Projected Score: Iowa State 31-26

 <p>Iowa State 8-3 2nd BIG 12</p>	<p>SCHEDULE Louisiana 14-31 L @ TCU 37-34 W Oklahoma 37-30 W Texas Tech 31-15 W @ Oklahoma State 21-24 L @ Kansas 52-22 W Baylor 38-31 W Kansas State 45-0 W @ Texas 23-20 W West Virginia 42-6 W Oklahoma 21-27 L</p>	 <p>Oregon 4-2 PAC 12 CHAMPION</p>	<p>SCHEDULE Stanford 35-14 W @ Washington State 43-29 W UCLA 38-35 W @ Oregon State 38-41 L @ Cal 17-21 L @ USC 31-24 W</p>
<p>OFFENSE PPG—32.8 Rush Yds/Gm—192.0 Pass Yds/Gm—249.1</p>	<p>OFFENSE PPG—33.7 Rush Yds/Gm—180.2 Pass Yds/Gm—249.5</p>		
<p>DEFENSE PPG—21.8 Rush Yds/Gm—105.9 Pass Yds/Gm—238.4</p>	<p>DEFENSE PPG—27.3 Rush Yds/Gm—159.8 Pass Yds/Gm—249.7</p>		

Key Players

Quarterback

Brock Purdy (2,594 pass yds, 18 TD; 343 rush yds, 4 TD)
Game Projections: 247.7 pass yds, 1.8 TD; 26.6 rush yds, .5 TD
Projected Points: 23.7

Running Backs

Breece Hall (245 att., 1,436 yds, 19 TD; 21 rec., 170 yds, 2 TD)
Game Projections: 139.8 rush yds, 1.8 TD; 2.8 rec., 23.8 yds, .2 TD
Projected Points: 31.0

Kene Nwangwu (50 att., 284 yds, 4 TD; 3 rec., 22 yds)
Game Projections: 20.3 rush yds, .1 TD
Projected Points: 2.7

Receivers

Xavier Hutchinson (60 rec., 726 yds, 4 TD)
Game Projections: 4.5 rec., 62.6 yds, .5 TD
Projected Points: 13.5

Charlie Kolar TE (39 rec., 538 yds, 6 TD)
Game Projections: 4.9 rec., 64.9 yds, .5 TD
Projected Points: 14.4

Sean Shaw Jr. (20 rec., 205 yds, TD)
Game Projections: 1.5 rec., 13.9 yds, .1 TD
Projected Points: 3.4

Landen Akers (17 rec., 253 yds, TD)
Game Projections: 1.8 rec., 26.9 yds, .2 TD
Projected Points: 5.5

Chase Allen TE (16 rec., 215 yds, 2 TD)
Game Projections: 1.3 rec., 19.2 yds, .1 TD
Projected Points: 4.1

Tarique Milton (13 rec., 106 yds)
Game Projections: 2.2 rec., 22.5 yds, .1 TD
Projected Points: 5.1

Quarterback

Tyler Shough (1,480 pass yds, 13 TD; 263 rush yds, 2 TD)
Game Projections: 243.7 pass yds, 1.3 TD; 30.9 rush yds, .5 TD
Projected Points: 22.8

Anthony Brown (17 pass yds, 2 TD; 4 rush yds)
Game Projections: 24.1 pass yds, .6 TD; 5.9 rush yds, .2 TD
Projected Points: 5.4

Running Backs

CJ Verdell (65 att., 285 yds, 3 TD; 9 rec., 96 yds)
Game Projections: 37.9 rush yds, .5 TD; 2.0 rec., 23.7 yds, .1 TD
Projected Points: 12.0

Travis Dye (56 att., 391 yds, TD; 8 rec., 221 yds, 4 TD)
Game Projections: 64.6 rush yds, .5 TD; 2.2 rec., 37.2 yds, .2 TD
Projected Points: 16.7

Receivers

Jaylon Redd (22 rec., 252 yds, TD; 53 rush yds, TD)
Game Projections: 3.9 rec., 54.1 yds, .3 TD
Projected Points: 11.1

D.J. Johnson TE (9 rec., 105 yds, 3 TD)
Game Projections: 2.7 rec., 34.4 yds, .5 TD
Projected Points: 9.2

Johnny Johnson III (15 rec., 226 yds, 2 TD)
Game Projections: 4.4 rec., 57.0 yds, .3 TD
Projected Points: 12.1

Hunter Kampmoyer (11 rec., 133 yds, 3 TD)
Game Projections: 3.0 rec., 46.3 yds, .5 TD
Projected Points: 10.5

Game Analysis: [PlayStation Fiesta Bowl Preview Video](#) (click to watch)

<p>theCFFsite Picks</p>		<p>Last 5 Years</p>	<p>Key Injuries</p>
<p>Straight Up: Iowa State</p>	<p>Against the Spread: Iowa State</p>	<p>2015: Ohio St. 44 Notre Dame 28 2016: Clemson 31 Ohio St. 0 2017: Penn St. 35 Washington 28 2018: LSU 40 Central Florida 32 2019: Clemson 29 Ohio St. 23</p>	

Capital One Orange Bowl

Saturday, January 2, 2021—8:00pm ET (ESPN)

Odds: Texas A&M -7 (69)

Projected Score: Texas A&M 38-31

Texas A&M 8-1 2nd SEC WEST	SCHEDULE Vanderbilt 17-12 W @ Alabama 24-52 L Florida 41-38 W @ Mississippi State 28-14 W Arkansas 42-31 W @ South Carolina 48-3 W LSU 20-7 W @ Auburn 31-20 W @ Tennessee 34-13 W	North Carolina 8-3 4th ACC	SCHEDULE Syracuse 31-6 @ Boston College 26-22 W Virginia Tech 56-45 W @ Florida State 28-31 L NC State 48-21 W @ Virginia 41-44 L @ Duke 56-24 W Wake Forest 59-53 Notre Dame 17-31 L W. Carolina 49-9 W @ Miami 62-26 W
OFFENSE PPG—31.7 Rush Yds/Gm—202.9 Pass Yds/Gm—234.3		OFFENSE PPG—43.0 Rush Yds/Gm—249.1 Pass Yds/Gm—307.5	
DEFENSE PPG—21.1 Rush Yds/Gm—92.2 Pass Yds/Gm—224.3		DEFENSE PPG—28.4 Rush Yds/Gm—147.8 Pass Yds/Gm—248.0	

Key Players

Quarterback

Kellen Mond (2,050 pass yds, 19 TD; 258 rush yds, 3 TD)
 Game Projections: 252.0 pass yds, 2.4 TD; 22.8 rush yds, .4 TD
 Projected Points: 26.1

Running Backs

Isaiah Spiller (176 att., 993 yds, 7 TD; 16 rec., 174 yds)
 Game Projections: 115.6 rush yds, 1.1 TD; 2.2 rec., 29.8 yds, .2 TD
 Projected Points: 24.5

Ainias Smith (49 att., 293 yds, 4 TD; 37 rec., 439 yds, 6 TD)
 Game Projections: 42.4 rush yds, .4 TD; .3.7 rec., 54.1 yds, .4 TD
 Projected Points: 18.1

Devon Achane (31 att., 224 yds, 2 TD; 3 rec., 73 yds, TD)
 Game Projections: 29.2 rush yds, .2 TD; 1.2 rec., 11.3 yds, .2 TD
 Projected Points: 7.9

Receivers

Jalen Wydermyer TE (45 rec., 502 yds, 6 TD)
 Game Projections: 6.2 rec., 81.1 yds, .6 TD
 Projected Points: 18.0

Hezekiah Jones (16 rec., 145 yds)
 Game Projections: 2.7 rec., 29.0 yds, .5 TD
 Projected Points: 8.5

Chase Lane (28 rec., 382 yds, 2 TD)
 Game Projections: 3.0 rec., 46.6 yds, .5 TD
 Projected Points: 10.8

Quarterback

Sam Howell (3,352 pass yds, 27 TD; 121 rush yds, 5 TD)
 Game Projections: 279.1 pass yds, 2.0 TD; 14.1 rush yds, .7 TD
 Projected Points: 27.1

Running Backs

Josh Henderson (12 att., 46 yds)
 Game Projections: 63.8 rush yds, .7 TD; 1.6 rec., 7.7 yds
 Projected Points: 13.9

Elijah Green (12 att., 46 yds)
 Game Projections: 55.6 rush yds, .6 TD; 1.6 rec., 9.4 yds, .1 TD
 Projected Points: 12.6

Receivers

Dazz Newsome (48 rec., 616 yds, 5 TD)
 Game Projections: 6.3 rec., 96.0 yds, .6 TD
 Projected Points: 19.5

Khafre Brown (13 rec., 297 yds, 2 TD)
 Game Projections: 2.2 rec., 33.4 yds, .2 TD
 Projected Points: 6.5

Garrett Walston TE (15 rec., 223 yds, 2 TD)
 Game Projections: 3.0 rec., 38.8 yds, .3 TD
 Projected Points: 8.7

Emery Simmons (15 rec., 201 yds, TD)
 Game Projections: 2.2 rec., 34.3 yds, .2 TD
 Projected Points: 6.6

Antoine Green (3 rec., 37 yds, TD)
 Game Projections: 3.0 rec., 32.5 yds, .2 TD
 Projected Points: 7.2

Game Analysis: [Capital One Orange Bowl Preview Video](#) (click to watch)

theCFFsite Picks		Last 5 Years	Key Injuries
Straight Up: Texas A&M	Against the Spread: Texas A&M	2015: Clemson 37 Oklahoma 17 2016: Florida St. 33 Michigan 32 2017: Wisconsin 34 Miami 24 2018: Alabama 45 Oklahoma 34 2019: Florida 36 Virginia 28	Dyami Brown, WR-UNC: out (declared) Beau Corrales, WR-UNC: out (upper-body) Michael Carter, RB-UNC: out (opt-out) Javonte Williams, RB-UNC: out (opt-out)

